

# FALL & WINTER 2023



PRICES IN EFFECT UNTIL  
DECEMBER 31ST, 2023

**\$40 SAVINGS**

## USE WHAT THE PROS USE



### 6" BENCHTOP JOINTER WITH HELICAL CUTTERHEAD KC-6HJC

**\$425.**

Powerful  
1 HP motor

HELICAL CUTTERHEAD  
WITH 12 CUTTER INSERTS



### 8" BENCHTOP JOINTER WITH HELICAL CUTTERHEAD KC-8HJC

**\$599.**

Powerful  
1 HP motor

HELICAL CUTTERHEAD  
WITH 16 CUTTER INSERTS



### 10" BENCHTOP JOINTER WITH HELICAL CUTTERHEAD KC-10HJC

**\$999.**

Powerful  
1 HP motor

HELICAL CUTTERHEAD  
WITH 22 CUTTER INSERTS Replacement cutter inserts KW-104 (see p.4)

- Comes with 2 safety push blocks, cutter insert adjustment Torx key and adjustment hex keys
- Cutterhead speed 12,000 RPM

### REPLACEMENT HELICAL CUTTER INSERT KIT (10 PCS) KW-204

**\$69.99**

FITS: KC-6HJC, KC-8HJC & KC-13HPC



### 1200 CFM DUST COLLECTORS

- Noise level reading at 36": 66-77dB
- Static pressure (inch of water): 9.5
- Dust port opening: 2 x 4" / 1 x 6"

1 Micron canister filter,  
offering optimum air flow



**\$519.**  
KC-3105C

**\$729.**  
KC-3105C/KDCF-3500

### 10" CABINET TABLE SAW KC-10HCX

- Riving knife blade guard with anti-kickback fingers and laser guide

Accessory fence  
designed to  
increase the  
rip capacity  
from 30" to 50"



Prewired  
for 120V

1.75 HP Motor  
**\$1599.**

### 12" x 18" VARIABLE SPEED WOOD LATHE KWL-1218VS

- Variable speed from 450 - 3,800 RPM
- Comes complete with 3" faceplate, 6" & 12" tool rests with 5/8" post diameter, MT#2 spur centre and MT#2 heavy-duty live centre, safety goggles, knock-out rod, tool storage rack, screwdriver and 4 hex. keys

OPTIONAL

**\$139.99**

### BED EXTENSION EXT-1218VS

Bed extension increases the  
spindle turning capacity to 44"



DRILL PRESS  
CHUCK SAFETY  
GUARD  
KM-118  
Fits KC-118FC

**\$29.99**

### 17" DRILL PRESS KC-118FC

- 12.5 Amp. motor
- 16 speeds (240-3400 RPM)
- 17" swing
- 3 1/4" stroke
- 5/8" chuck

**\$899.**

### 17" DRILL PRESS with SAFETY GUARD & LIMIT SWITCH KC-118FC-LS

- 12.5 Amp. motor
- 16 speeds (240-3400 RPM)
- 17" swing
- 3 1/4" stroke
- 5/8" chuck

**\$999.**

### MAGNETIC DIGITAL ANGLE GAUGE KW-180N

**\$39.99**



### HEAVY-DUTY UNIVERSAL MOBILE BASE FOR TABLE SAWS KMB-1390X

900 lbs. Max. **\$279.99**



### 15" PLANER KC-385FX

- 3 HP motor
- 8" max planing thickness
- Includes cabinet stand, planing knives, knife setting gauge and 4" dust collector outlet



**\*\$2099.**

\* After \$40.00 mail-in rebate  
Sale price \$2139.00 Taxes payable  
on price before rebate



**\$699.99**

### 14" WOOD CUTTING BANDSAW WITH RIP FENCE AND RESAW GUIDE

KC-1433FXR  
7.5 Amp. motor

**\*\$1099.99**

\* After \$40.00 mail-in rebate  
Sale price \$1139.99 Taxes payable  
on price before rebate

### 17" DRILL PRESS with SAFETY GUARD & LIMIT SWITCH KC-118FC-LS

With the purchase  
of # KC-1433FXR **\$139.99**

### RIP FENCE SYSTEM WITH RESAW GUIDE RF-1433R

Comes complete  
with a 105" blade **\$139.99**

### NEOPRENE WHEEL PROTECTOR FOR 14" WOOD BANDSAWS KW-094

**\$19.99**



93" WOOD CUTTING BANDSAW BLADES					
Model	Length	Width	TPI	Thickness	Price
KBB-1418-14	93"	17/8"	14	.025"	\$25.99
KBB-1414-6	93"	1/4"	6	.025"	\$25.99
KBB-1436-10	93"	3/16"	10	.025"	\$25.99
KBB-1438-6	93"	3/8"	6	.025"	\$25.99
KBB-1412-6	93"	1/2"	6	.025"	\$25.99
KBB-1434-4	93"	3/4"	4	.025"	\$25.99

## 10" JOBSITE SAW WITH FOLDING STAND

KC-5100NS

- Blade tilts 0° to 45°
- Comes with 10" x 40 tooth blade, rip fence, miter gauge, Standard and Dado table inserts, push stick and wrenches

**\$399.99**



15 Amp. motor  
4400 RPM

## TABLE SAWS & ACCESSORIES

### 10" CABINET TABLE SAWS

- Riving knife system for maximum operator safety
- Comes with 10" x 40 tooth carbide tipped saw blade, cast-iron miter gauge, standard and dado inserts, push stick, storage hooks and hex. keys

**KC-10KX/U30**  
30" RIP

**\*\$1999.**

★ After \$40.00 mail-in rebate Sale price \$2039.00  
Taxes payable on price before rebate

**KC-10KX/U50**  
50" RIP

**\*\$2059.**

★ After \$40.00 mail-in rebate Sale price \$2099.00  
Taxes payable on price before rebate

Magnetic  
safety switch



**EXCELSIOR XL-1014**  
**OPTIONAL**  
OVERARM BLADE COVER  
SYSTEM WITH DUST  
COLLECTION

**\$549.99**



**OPTIONAL**  
1 1/2" VACUUM  
HOSE KIT  
KW-161 **\$99.99**

**OPTIONAL**  
MELAMINE EXTENSION  
TABLE KIT EXT-5052  
Fits: KC-10JCS, KC-26FXT & KC-10KX **\$229.**

2.5 HP  
(9.6 Amp @ 230V)

**INDUSTRIAL RIP FENCE SYSTEMS**

**XL-U30 30" RIP \$449.50** **XL-U50 50" RIP \$499.**

### 10" CABINET TABLE SAWS

Comes with riving knife, industrial "Tru-Rip" T-square rip fence system for precision cuts, laminated melamine extension table, 2 sturdy adjustable supporting legs for extension table (KC-26FXT/i50/5052 only), cast iron miter gauge with adjustable aluminum fence and flip stop, standard and dado insert

**KC-26FXT/i30/30**  
30" RIP

**\*\$3299.**

★ After \$40.00 mail-in rebate Sale price \$3339.00  
Taxes payable on price before rebate

**KC-26FXT/i50/5052**  
50" RIP

**\*\$3399.**

★ After \$40.00 mail-in rebate Sale price \$3439.00  
Taxes payable on price before rebate



**TRU-RIP**  
Industrial Rip Fence

Powerful 3 HP (220V)

### OPTIONAL Accessories

**30" INDUSTRIAL RIP FENCE SYSTEM**  
KRF-i30



**\$499.**

**50" INDUSTRIAL RIP FENCE SYSTEM**  
KRF-i50



**\$549.**

**INDUSTRIAL ROUTER TABLE AND FENCE ATTACHMENT**  
KRT-100




**\$899.**

**TENONING JIG**  
K-1500  
Fits cabinet saws and contractor saws



**\$149.**

**8" DADO BLADE SET**  
KSC-8000  
• Carbide-Tipped 24 tooth ATB-R Dado blades  
• Cuts grooves from 1/8" to 13/16" wide  
• 5/8" Arbor, 7,000 RPM max.  
• Comes with 14 pc. Dado Shim Set



**\$119.99**

## 6-1/2" VARIABLE SPEED PLUNGE CUT TRACK SAW

KC-8365

- Powerful 12 Amp. 120V variable speed "soft-start" motor with "constant torque" technology
- Comes with efficient 1L dust management system, dust bag, dust chute, set of carbon brushes and hex. key with on cord storage



**\$349.99**

This Plunge Cut Track Saw accepts Makita®, Dewalt®, Kreg® or Festool® 6-1/2" x 20mm arbor blades

**50" Track**  
KW-300



**\$79.99**

**Storage Bag**  
KW-301



**\$29.99**

**Track Connector Kit**  
KW-302



**\$29.99**

**2 Pc. Clamp Kit**  
KW-303



**\$39.99**

## 12" RADIAL ARM SAW

KC-12RAS

(220V, 1 PHASE)

- Powerful 2 HP, 220V single phase motor
- Precision indexing with positive stops at 22.5°, 45° and 90° for accurate bevel cuts
- Two 4" Dust chute for dust collector hook-up
- Includes 12" negative rake blade, blade arbor laser guide attachment, adjustment wrenches and hex. keys



**\$3999.**



## NOVA G3 WOOD LATHE CHUCK ANNIVERSARY BUNDLE

nova 63 ANNIVERSARY BUNDLE BUNDLE ANNIVERSARY

48260

- 3-3/8" 4 jaw chuck
- 1" x 8 TPI
- 20, 50 & 100mm and Mini Cole jaw sets
- No chuck insert required
- Fits: KWL-1016C, KWL-1218VS, KWL-1443VS



\$269.99

## G3 REVERSIBLE CHUCK KIT (3-1/2")

nova 63

48232C

- Direct Threaded 1" x 8 TPI RH/LH.
- KIT INCLUDES:
- G3 Reversible Chuck,
- 50mm/2" jaws, T-bar chuck key,
- Woodworm screw and fastenings



\$149.99

## G3 PEN TURNING CHUCK BUNDLE KIT (3-1/2")

nova 63

48265C

- Direct Threaded 1" x 8 TPI RH/LH.
- KIT INCLUDES:
- G3 Reversible Chuck,
- 50mm/2" jaws, Pen Plus Jaws,
- Mandrel Saver, T-bar chuck key,
- Woodworm screw and fastenings



\$219.99

## 4 JAW 1/4" WOOD LATHE CHUCK

KW-100

- Fits models: KWL-1016C, KWL-1218VS & KWL-1443VS
- 1" x 8 TPI



\$119.99

## 1-1/4" x 8 TPI WOOD LATHE CHUCK ADAPTOR

KW-200

- Allows a 1" x 8 TPI wood lathe chuck to be installed on a 1-1/4" x 8 TPI wood lathe spindle
- Fits KWL-1643ABC



\$29.99

## 8 PC. WOOD LATHE CHISEL SET

KPRO-08

- Long 10" hard wood handles



\$79.99

## UNIVERSAL STAND & EXTENSION FOR WOOD LATHES

### SS-EXT-101

- Leveling feet for stability on uneven floors
- Made of sturdy tubular steel
- Adjustable upper supports with 1" increments
- Optional stand extension (mod. SS-EXT-101) provides support for wood lathes fitted with bed extensions

SS-KWL-100 & SS-EXT-101 shown here with KWL-1218VS and EXT-1218VS installed.



\$88.99

### SS-KWL-100

- Leveling feet for stability on uneven floors
- Made of sturdy tubular steel
- Adjustable upper supports with 1" increments



Stand only Fits:  
KWL-1016C, KWL-1218VS

SS-KWL-100 shown here with KWL-1016C installed.

\$169.99

KING INDUSTRIAL

## WOOD LATHES & ACCESSORIES

### 8" X 13" VARIABLE SPEED WOOD LATHE

KWL-813VS

- Variable speed range of 750 to 3200 RPM
- 8" inboard swing for bowl turning
- Complete with 4-1/4" and 7" tool rests with 1/2" post diameter, 5-3/4" faceplate, MT#1 live center, MT#1 spur center, steel knock-out bar, adjustment keys and hex. keys



\$299.99

### 10" X 16" WOOD LATHE

KWL-1016C

- 6 speeds (480, 1270, 1960, 2730, 3327, 4023) RPM
- Complete with MT#2 live center, MT#2 spur center, 3" faceplate, steel knock-out bar, hex. keys and safety glasses



\$499.99

### OPTIONAL BED EXTENSION

EXT-1016

- Increases the spindle turning capacity to 38"

\$129.99



### 14" X 43" VARIABLE SPEED WOOD LATHE WITH DIGITAL READOUT

KWL-1443VS

Pivoting headstock turns 180° and locks into position for outboard turning



- Spindle tachometer with digital readout
- Variable speed from 600 - 2,400 RPM
- Pivoting headstock turns 180°
- Quick release headstock, tailstock and tool rest assembly for easy adjustments
- Comes complete with 6" face plate, 12" tool rest with offset and base, MT#2 headstock and tailstock centres and adjustment wrenches

\$999.99

# JOINTERS

## 6" JOINTER KC-61FX

- Powerful 1 HP motor
- 6 3/4" x 46" table size
- 29" x 5" fence size



**\$899.**

## 6" JOINTER WITH SPIRAL CUTTERHEAD KC-65FX

- Powerful 1 HP motor
- A spiral cutterhead makes 50% less noise

4 Row spiral cutterhead  
with 26 replaceable  
cutter inserts



**\$1549.**

## 6" PARALLELOGRAM JOINTER KC-70FX

- Powerful 2 HP motor
- 6" x 55 1/2" table size
- 36" x 5" fence size



**\$1299.**

## 6" PARALLELOGRAM JOINTER WITH SPIRAL CUTTERHEAD KC-75FX

- Powerful 2 HP motor
- A spiral cutterhead makes 50% less noise
- Parallelogram table adjustment system

4 Row spiral cutterhead  
with 32 replaceable  
cutter inserts



**\$1899.**

## MAGNETIC & MICRO ADJUSTABLE KNIFE JIG ALIGNMENT KIT KKC-50

**\$79.99**



## KNIFE JIG ALIGNMENT KIT KKC-60

**\$49.99**

For Jointers



## EXTENDABLE UNIVERSAL MOBILE BASE KMB-125Q

**\$69.99**

500 lbs. Max.



## INDUSTRIAL MOBILE BASE KMB-129Q

**\$129.99**

900 lbs. Max.



## 8" INDUSTRIAL JOINTER KC-203C

- Powerful 2 HP motor
- 9" x 73" table size
- 35" x 5" fence size



**\$1699.**

## 8" PARALLELOGRAM JOINTER KC-80FX

- Powerful 2 HP motor
- 8" x 76 1/2" table size
- 36" x 5" fence size



**\$1859.**

## 8" PARALLELOGRAM JOINTER WITH SPIRAL CUTTERHEAD KC-85FX

- Powerful 2 HP motor
- A spiral cutterhead makes 50% less noise

4 Row spiral cutterhead  
with 36 replaceable  
cutter inserts



**\$2399.**

## 12" PARALLELOGRAM JOINTER KC-120FX

(220V, 1 phase, 60Hz)  
KC-120FX-5 (550V, 3 phase, 60Hz)

- Powerful 3 HP motor
- 84" x 13" table size
- 36" x 5" fence size



**\$3999.**

## 12" PARALLELOGRAM JOINTER WITH SPIRAL CUTTERHEAD KC-125FX

(220V, 1 phase, 60Hz)  
KC-125FX-5 (550V, 3 phase, 60Hz)

- Powerful 3 HP motor
- Easy set-up (Carbide cutter inserts)
- A spiral cutterhead makes 50% less noise

**\$4499.**

4 Row spiral cutterhead  
with 52 replaceable  
cutter inserts



## 12" INDUSTRIAL JOINTER/PLANER WITH SPIRAL CUTTERHEAD

### KC-12HJPC

- Powerful 3 HP motor
- A spiral cutterhead makes 50% less noise
- Large 43" x 6" aluminum extruded fence pivots 0-45°
- Comes with 2 push blocks, set of 5 replacement cutter inserts, 2 T25 Torx screwdrivers and adjustment hex. keys



Shown here in  
planer mode

5 Row spiral cutterhead  
with 60 replaceable  
cutter inserts



**COMBO**

CANADIAN WOODWORKING  
READERS' CHOICE  
**MACHINE**  
OF THE YEAR  
2021  
& HOME IMPROVEMENT



**WOW**  
NEW LOWER PRICE  
**\$3999.**



## 13" PLANER / MOULDER

### KC-235PM

- Powerful 1.5 HP motor
- Double drive belt system
- 6 1/8" max. planing /moulding thickness



**10 PC.  
MOULDING  
KNIFE SET  
K-4509K**  
ALSO AVAILABLE:  
20 INDIVIDUAL  
MOULDING  
KNIFE SETS

**\$279.**

### H.S.S. PLANER KNIVES

**13"**  
KKC-13PM  
Fits: KC-235PM

**\$89.99**

**15"**  
KKC-15  
Fits: KC-235PM

**\$99.99**

**20"**  
KKC-20  
Fits: KC-235PM

**\$159.99**



**\$1999.**

## PLANERS WITH SPIRAL CUTTERHEADS

### 15" PLANER WITH SPIRAL CUTTERHEAD

#### KC-390FX

- Powerful 3 HP motor (220V motor)
- A spiral cutterhead is 50% quieter than a conventional cutterhead
- Anti-kickback fingers in front of the infeed roller to prevent wood kickback
- Magnetic safety switch
- Comes complete with cabinet stand and 4" dust collector outlet



**4 Row spiral  
cutterhead with  
74 replaceable  
cutter inserts**



**\$3249.**

### 20" PLANER WITH SPIRAL CUTTERHEAD

#### KC-526FX

- Powerful 5 HP motor (220V motor)
- A spiral cutterhead is 50% quieter than a conventional cutterhead
- Anti-kickback fingers in front of the infeed roller prevents wood kickback
- Magnetic safety switch
- Comes with 5" dust chute



**4 Row spiral  
cutterhead with  
98 replaceable  
cutter inserts**



**\$4999.**

## CARBIDE CUTTER INSERT KITS

#### KW-140

- Carbide inserts cut on all 4 sides
- Cutter size: 14mm x 14mm x 2mm
- Fits KC-526FX / KC-530FX / KC-630FX-2 / KC-630FX-6

#### KW-104

- Carbide inserts cut on all 4 sides
- Cutter size: 15mm x 15mm x 2.5mm
- Fits: KC-10HJC / KC-525FX / KC-530FXR / KC-12HJC



**\$99.99  
EA.**

## PLANERS

### 13" PLANER WITH HELICAL CUTTERHEAD

#### KC-13HPC

- Powerful 15 Amp. motor
- Pre-set depth stops for repeat cuts at 1/8", 1/4", 1/2", 3/4", 1", 1-1/4", 1-1/2" and 1-3/4"

**HELICAL CUTTERHEAD WITH 26  
CUTTER INSERTS**

**\$679.99**



### REPLACEMENT HELICAL CUTTER INSERT KIT (10 PCS)

#### KW-204

FITS: KC-6HJC,  
KC-8HJC & KC-13HPC

**\$69.99**



### 15" PLANER

#### KC-382CFX

- 3 HP motor
- 6" max planing thickness
- Includes cabinet stand, planing knife, setting gauge and 4" dust collector outlet

**\$1899.**



### EXTENDABLE & FLEXIBLE CONVEYOR ROLLER TABLE

#### KRRS-109



- Extends from 19" to 52"
- Raises from 24" to 45"
- 300 Lbs. max. capacity

**\$369.99**

### JACK SCREW CUTTERHEAD SYSTEM



### 20" HEAVY-DUTY PLANER

#### KC-520C

- Powerful 5 HP (220V motor)
- Cuts per inch : 104-83
- Feed rate: (16-20 FPM)
- 8" max. planing thickness
- Magnetic safety switch

**\$3299.**



### FOLDING ROLLER STAND KRS-102

- Stand height is adjustable from 27" to 44"



**\$29.99**

### 3 in 1 FOLDING ROLLER STAND KRS-108

- Stand height is adjustable from 27" to 44"



**\$39.99**

# OSCILLATING SPINDLE SANDERS & ACCESSORIES

## OSCILLATING SPINDLE SANDER

### KC-OVS-TL

- Table can be tilted downwards up to a maximum of 45° to allow the sanding of beveled parts
- Comes standard with 3 spindles (1/4", 1/2" and 5/8") and 2 drums (1-1/2" and 2")

**\$799.**



## SLEEVES

5"x 1/4" to 9"x 4"

Model	Sleeve Size	Grit	Unit/Kit	Price
SL-525-80	5" x 1/4"	80	1	\$6.99
SL-525-120	5" x 1/4"	120	1	\$6.99
SL-638-80	6" x 3/8"	80	1	\$6.99
SL-638-120	6" x 3/8"	120	1	\$6.99
SL-612-80	6" x 1/2"	80	1	\$6.99
SL-612-120	6" x 1/2"	120	1	\$6.99
SL-658-80	6" x 5/8"	80	1	\$6.99
SL-658-120	6" x 5/8"	120	1	\$6.99
SL-934-80	6" x 3/4"	80	1	\$9.99
SL-934-120	6" x 3/4"	120	1	\$9.99
SL-910-80	9" x 1"	80	1	\$9.99
SL-910-120	9" x 1"	120	1	\$9.99
SL-915-80	9" x 1 1/2"	80	1	\$9.99
SL-915-120	9" x 1 1/2"	120	1	\$9.99
SL-920-80	9" x 2"	80	1	\$9.99
SL-920-120	9" x 2"	120	1	\$9.99
SL-930-80	9" x 3"	80	1	\$14.99
SL-930-120	9" x 3"	120	1	\$14.99
SL-940-80	9" x 4"	80	1	\$24.99
SL-940-120	9" x 4"	120	1	\$24.99

**OPTIONAL STAND  
SS-OVS-TL  
\$139.**



## OSCILLATING SPINDLE SANDER

### KC-OVS-FX3

- 1" to 4" rubber drums can be fitted on both ends for full use of the entire spindle
- 4" Dust chute for dust collector hook-up
- Heavy-duty oil bath gearbox with oil level sight gauge
- 10 interchangeable spindles (1/4" x 5", 3/8" x 6", 1/2" x 6", 5/8" x 6", 3/4" x 9", 1" x 9", 1 1/2" x 9", 2" x 9", 3" x 9" and 4" x 9")
- Includes 3 interchangeable table inserts and adjustment keys

**\$2299.**



24 1/4"x 24 1/4"  
cast iron tilting table

## 2" X 42" BELT & 8" DISC SANDER

### KC-770FX

- Powerful 1 HP, 6.2 Amp direct drive motor
- Both a 1" and a 2" sanding belt can be installed
- Comes with 1" x 42" sanding belt, 2" x 42" sanding belt, 1" & 2" belt platens, 2 x 8" adhesive sanding discs, miter gauge and adjustment hex. keys

1 HP Motor

**\$499.**



## MAGNETIC SWITCHES

Comes with twist lock emergency stop button



Comes with padlock and 2 spare keys

**\$129.99 ea.**

KMAG-110-811	110V (8-11 Amp.)
KMAG-110-1114	110V (11-14 Amp.)
KMAG-110-1417	110V (14-17 Amp.)
KMAG-220-811	220V (8-11 Amp.)
KMAG-220-1114	220V (11-14 Amp.)
KMAG-220-1417	220V (14-17 Amp.)
KMAG-220-1721	220V (17-21 Amp.)

## ABRASIVE CLEANER

### K-1306

1 1/2" x 1 1/2" x 8 1/2"



**\$16.99**

## 12" DOVETAIL JIG

### K-2796

- Handles materials from 5/16" to 1 1/4" thick, and widths up to 12"
- Unit includes 1/2" aluminum template

**\$119.99**



## 6" X 48" BELT & 9" DISC SANDER

### KC-760L

- Two 2-1/2" dust chutes with 2-1/2" to 4" adaptor for dust collector hook-up
- Comes complete with miter gauge, 2-1/2" to 4" dust chute adaptor and sturdy enclosed cabinet stand

1 HP Motor

**\$499.99**



## 9" STICK-ON ADHESIVE DISC KITS

Model	Disc size	Grit	Units/Kits	Price
SD-9-K-60	9"	60	3	\$7.99
SD-9-K-80	9"	80	3	\$7.99
SD-9-K-100	9"	100	3	\$7.99
SD-9-K-120	9"	120	3	\$7.99



## 6" X 48" SANDING BELT KITS

Model	Belt Size	Grit	Units/Kits	Price
SB-648-K-60	6" x 48"	60	2	\$12.99
SB-648-K-80	6" x 48"	80	2	\$12.99
SB-648-K-100	6" x 48"	100	2	\$12.99
SB-648-K-120	6" x 48"	120	2	\$12.99

**KC-790FX  
\$1899.**

**KC-790FX-DC  
WITH BUILT-IN DUST COLLECTOR  
\$1999.**



## Dust Collector Bag

KDCB-790



**\$39.99**

## 6" X 48" BELT & 12" DISC SANDERS

- Powerful 1.5 HP, 110V/220V motor
- 4" dust chute for dust collector hook-up (KC-790FX only)
- Comes with aluminum miter gauge, cast-iron work stop, T-slot centre point, enclosed stand and adjustment hex. keys



# OSCILLATING EDGE SANDERS

## & ACCESSORIES

### 6" x 89" OSCILLATING EDGE SANDER

KC-689-OSC-7

- Quick belt release lever
- Comes with miter gauge, table guide and end table
- 4" Dust chute

**\$1749.**



### 6" x 89" SANDING BELTS

Model	Belt Size	Grit	Unit	Price
SB-689-60	6" x 89"	60	1	\$24.99
SB-689-80	6" x 89"	80	1	\$24.99
SB-689-100	6" x 89"	100	1	\$24.99
SB-689-120	6" x 89"	120	1	\$24.99

End table allows curved sanding operations



### 6" x 108" EDGE SANDER

CT-108C

- 2 HP motor
- Table size: Front 37" x 7 3/4", Side 19" x 12"
- 4" Dust chute

**\$2999.**



### 6" x 108" SANDING BELTS

Model	Belt Size	Grit	Unit	Price
SB-6108-60	6" x 108"	60	1	\$24.99
SB-6108-80	6" x 108"	80	1	\$24.99
SB-6108-100	6" x 108"	100	1	\$24.99
SB-6108-120	6" x 108"	120	1	\$24.99

Easy and convenient belt tension and tracking adjustment



### 6" x 108" OSCILLATING EDGE SANDER

KC-108-OSC

- Powerful 2 HP motor
- Balanced 7" rubber drive wheel and 3" crown idler wheel



**\$3299.**

Easy and convenient belt tension and tracking adjustment



# 10" WET/DRY SHARPENER KIT

KC-4900S

Heavy-duty 1.6 Amp. motor quietly rotates at 115 RPM for maximum precision during sharpening

**\$229.99**



## OPTIONAL

## 4 PC. ACCESSORY KIT

KM-130

(Short knife jig, long knife jig, scissors jig & axe jig)

**\$69.99**



## 16" OPEN DRUM SANDER

KC-1632DS

- 10 Amp. motor
- Drum speed: 1,720 RPM
- 2 1/2" dust chute
- Easy clamping sanding belt loading system

**\$1299.**



With its open ended design this machine can sand a 32" wide piece in 2 passes

Infeed and outfeed tables can be folded down



Metric or imperial digital depth gauge for increased thickness accuracy



## 22" OPEN DRUM SANDER

KC-2244DS

- Powerful 1.75 HP motor
- 22" x 5" aluminum sanding drum

**\$2199.**



With its open ended design this machine can sand a 44" wide piece in 2 passes


## 26" X 12" DUAL DRUM SANDER

KC-26DS

- 3 HP (220V) motor
- 2 speeds (3-20 SFPM)
- Twin 4" dust chutes
- Magnetic safety switch
- Variable feed speed

**\$3799.**

Two 5" aluminum sanding drums are precision balanced and driven by 2 V-belts



### 5" x 120" SANDING BELTS

Model	Belt Size	Grit	Unit	Price
SB-5120-80	5" x 120"	80	1	\$19.99
SB-5120-120	5" x 120"	120	1	\$19.99
SB-5120-150	5" x 120"	150	1	\$19.99
SB-5120-180	5" x 120"	180	1	\$19.99



26"X12" THICKNESS CAPACITY

## REMOTE POWER CONTROL SYSTEM RC-110

(110V)

- 120° INFRARED RAY RECEIVING ANGLE
- INCLUDES MOUNTING HARDWARE AND 2 AAA BATTERIES



**\$139.99**

## DUST COLLECTORS & ACCESSORIES

### 700 CFM

#### KC-2405C

- Washable 1 micron upper felt dust bag for optimal air flow efficiency and reusable clear plastic lower dust bags (3)
- 4" diameter inlet port



**\$449.**

### 1200 CFM

#### KC-3109C

- 2 HP (220V) motor
- Improved metal impellers for maximum air flow performance
- Comes with wheel castors for portability



**\$649.**

### 600 CFM

#### KC-1105C

- 1 HP motor
- Heavy duty bag
- Comes complete with 10' hose, dust hood, dust hood support and wheel castors for portability



**\$325.**

### 1 MICRON CANISTER FILTER FOR 1.5, 2 & 3 HP DUST COLLECTORS KDCF-3500

Designed to fit KING dust collectors KC-3105C, KC-3108C, KC-3109C, KC-4043C, KC-4045C and other similar dust collectors. Dimension: 19-3/4" to 20-1/4" I.D. x 25" high



**\$349.99**

### DUST COLLECTION HOSE KIT #1 K-1054

- KIT Includes:
- 4" X 10 ft. Wood Dust Collection Hose
  - 4" Universal Dust Hood
  - 2 x 4" Wire Hose Clamps



**\$49.99**

### DUST COLLECTION HOSE KIT #2 K-1055

- KIT Includes:
- 2 x 4" blast gates
  - 4" table saw dust hood
  - 4" universal dust hood
  - 4" Y-fitting
  - 10 x 4" wire hose clamps
  - 2 x 4" X 10 ft. wood dust collection hoses



**\$109.99**

### 2280 CFM

#### KC-4045C

- 3 HP (220V) motor
- Improved metal impellers are precision balanced and designed for maximum air flow performance
- 4" diameter dust ports accept accessory hoses for attaching up to 3 machines
- Comes with wheel castors for portability



**\$999.**

### 3980 CFM

#### KC-5043FX-2

5 HP (220V)

#### KC-5043FX-6

5 HP (600V)

- Improved metal impellers are precision balanced and designed for maximum air flow performance
- 4" diameter dust ports accept accessory hoses for attaching up to 4 machines
- Comes with wheel castors for portability



**\$2899.**

### CLEAR FLEXIBLE COLLAPSIBLE PVC HOSE

4" Lin. Ft.  
K-1033-50



**\$3.99**

PVC HOSE  
K-1034-50  
4" Lin. Ft.



**\$3.99**

K-1035-50  
5" Lin. Ft.  
**\$5.49**

4" ALUMINUM  
BLAST GATE  
K-1142



**\$23.99**

4" BLAST GATE  
K-1007



**\$9.99**

4" T-FITTING  
K-1013



**\$9.99**

4" Y-FITTING  
K-1015



**\$9.99**

4" ELBOW  
K-1017



**\$9.99**

4" SPLICE  
K-1019



**\$9.99**

1" - 6" UNIVERSAL  
ADAPTOR  
K-1039



**\$9.99**

WIRE HOSE CLAMPS  
4"-K-1317



**\$2.79**

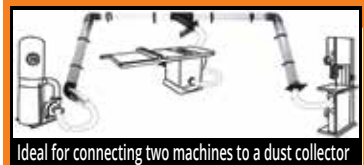
5"-K-1318  
**\$2.99**

DUST COLLECTION  
SEPARATOR  
with ELBOW  
K-1056/  
K-1017



To maximize the cyclonic air flow in the drum **\$59.99**

### 4" DUST COLLECTION HOOK-UP SYSTEM



Ideal for connecting two machines to a dust collector

#### KW-270

- 27 pc Kit includes:
- 4 pc- 4" x 36" Clear tubes
  - 1 pc- 4" x 7" Clear tube
  - 2 pc- 4" 45 degree elbows
  - 2 pc- 4" 90 degree elbows
  - 7 pc- 4" adaptor fittings
  - 2 pc- 4" Blast gates
  - 1 pc- 4" Y-fitting
  - 8 pc- retaining Brackets (including 16 screws and 16 wall plugs)



**\$175.**

1 MICRON FELT UPPER BAG **\$69.99**

KDCB-3108T-1MIC  
Fits: KC-3105C, KC-3108C & KC-3109C



CLOTH BOTTOM  
DUST BAG

**\$49.99**

KDCB-3105B  
Fits KC-3105C, KC-3108C, KC-3109C



SEE THROUGH PLASTIC  
BOTTOM DUST BAG  
KDCB-5

**\$29.99**



5 BAGS PER BOX

TOTAL HEIGHT 11 FT.



## CYCLONE SEPARATOR

### KC-2940S

- Cyclonic force removes 99% of dust and wood chips before it reaches your dust collector
- Recommended for 1.5 to 3 HP dust collectors
- Cyclonic action separates heavy debris from the fine particles and directs them into the steel drum
- 6" Inlet with 2 x 4" adaptor
- 7" Outlet with 6" adaptor, and additional 1" to 6" adaptor included
- Drum bag included

29 Gallon steel drum

Turn your dust collector into a heavy-duty two-stage cyclone dust collection system



**\$399.99**

## DUST COLLECTORS WITH 1 MICRON CANISTER FILTERS

### 700 CFM DUST COLLECTOR WITH CANISTER FILTER KC-2405C/KDCF-2400

- Noise level reading at 36": 75-85 dB
- Static pressure (inch of water): 6.1
- Dust port opening: 4"

1 HP  
7 Amp. @ 120V



1 Micron Canister filter

**\$649.99**

### 1200 CFM DUST COLLECTOR WITH CANISTER FILTER KC-3109C/KDCF-3500

- Noise level reading at 36": 66-77 dB
- Static pressure (inch of water): 9.5
- Dust port opening: 2 x 4" / 1 x 6"

2 HP  
9 Amp. @ 220V



1 Micron Canister filter

**\$979.**

### 2280 CFM DUST COLLECTOR WITH CANISTER FILTERS KC-4045C/KDCF-3500

- Noise level reading at 36": 75-85 dB
- Static pressure (inch of water): 11.8
- Dust port opening: 3 x 4" / 1 x 8"

3 HP  
10 Amp. @ 220V



1 Micron Canister filters

**\$1649.**

## 3 SPEED AIR CLEANERS

2 stage filtration, one disposable electrostatic 5 microns outer filter and 1 micron inner two pocket filter

KAC-410  
.9 Amp. motor

Air suction capacity  
410 CFM

**\$279.99**



COMES WITH 3-SPEED REMOTE CONTROL

KAC-1200  
4.2 Amp. motor

Air suction capacity  
720, 1115, 1290 CFM

**\$399.99**



COMES WITH 3-SPEED REMOTE CONTROL

KAC-1400  
3 Amp. motor

Air suction capacity  
950, 1085, 1400 CFM

**\$649.99**



COMES WITH 3-SPEED REMOTE CONTROL

## CYCLONE DUST COLLECTORS & ACCESSORIES

### 1.5 HP CYCLONE DUST COLLECTOR KC-8150C

- Noise level reading at 36": 78 dB
- Static pressure (inch of water): 9.7
- 29 Gallon steel drum with quick release handle and castor wheels for easy disposal
- Complete with 4 locking castor wheels for portability
- Dust port opening: 2 x 4" / 1 x 6"

988/1320 CFM



INCLUDED Remote Control

**\$1899.**

### 2 HP CYCLONE DUST COLLECTOR KC-8200C

- Noise level reading at 36": 78 dB
- Static pressure (inch of water): 10.9
- 29 Gallon steel drum with quick release handle and castor wheels for easy disposal
- Complete with 4 locking castor wheels for portability
- Dust port opening: 2 x 4" / 1 x 7"

1071/1650 CFM



INCLUDED Remote Control

**\$2299.**

### 3 HP CYCLONE DUST COLLECTOR KC-8300C

- Noise level reading at 36": 79 dB
- Static pressure (inch of water): 11
- 54 Gallon steel drum with quick release handle and castor wheels for easy disposal
- Complete with 4 locking castor wheels for portability
- Dust port opening: 3 x 4" / 1 x 8"

1942/2900 CFM



INCLUDED Remote Control

**\$2799.**

### OPTIONAL 6PC. HEAVY-DUTY BAG KITS

KDCB-82

(Fits: KC-8150C)

KC-8200C)

**\$39.**

KDCB-83

(Fits: KC-8300C)

**\$59.**

### 5 HP CYCLONE DUST COLLECTOR KC-8500C

- Noise level reading at 36": 76 dB
- Static pressure (inch of water): 14.5
- 54 Gallon steel drum with quick release handle and castor wheels for easy disposal
- Complete with 4 locking castor wheels for portability
- Canister filter insulation panels with foam insulation lowers noise level
- Dust port opening: 5 x 4" / 1 x 10"

2701/4400 CFM



INCLUDED Remote Control

**\$4499.**

Auto Canister Filter Cleaner



## ADJUSTABLE AIR DEFLECTOR

8245RN

- 7/8" to 1 3/4" (11 Ga.)
- Comes with 1/4" air inlet, debris shield, safety glasses, oiler, hex. keys and sturdy carrying case

## COIL ROOFING NAILER KIT

**\$159.99**

## NAILERS & STAPLERS

### 18 GA. X 1/4" NARROW CROWN STAPLER KIT

8101S

- 3/8" to 1" Staple range
- Comes with 1/4" air inlet, oiler, hex. keys, & sturdy carrying case

**\$59.99**

### 16 GA. X 2" MEDIUM CROWN STAPLER KIT

8216S-2

- 3/4" to 2" Staple range
- Comes with 1/4" air inlet, oiler, hex. keys, & sturdy carrying case

**\$99.99**

### 18 GA. NAILER/ STAPLER KIT

8210NS

- 18 Ga. x 1/4" (3/8" to 1 5/8") stapler
- 18 Ga. (3/4" to 2") nailer
- Comes with 1/4" air inlet, oiler, hex. keys and sturdy carrying case

**\$69.99**

ADJUSTABLE  
AIR DEFLECTOR

ADJUSTABLE  
AIR DEFLECTOR

ADJUSTABLE  
AIR DEFLECTOR

**2 in 1**

### 23 GA. X 1 3/8" HEADLESS PIN NAILER KIT

8223PN

- 1/2" to 1-3/8" Pin range
- Comes with 1/4" Air inlet, 2 removable non-marring tips, oiler, hex. keys and

**\$59.99**

### 23 GA. X 2" HEADLESS PIN NAILER KIT

8251PN

- 1/2" to 2" Pin nail range
- Comes with 1/4" Air inlet, 2 removable non-marring tips, oiler, hex. keys and

**\$119.99**

## ARCTIC FLEX

### HYBRID POLYMER INDUSTRIAL AIR HOSES



(-40°C to 65°C)

HYBRID POLYMER INDUSTRIAL AIR HOSES		
K-2514H	25' x 1/4"	\$21.99
K-2538H	25' x 3/8"	\$29.99
K-5014H	50' x 1/4"	\$33.99
K-5038H	50' x 3/8"	\$44.99
K-10014H	100' x 1/4"	\$54.99
K-10038H	100' x 3/8"	\$65.99

300 PSI MAXIMUM PRESSURE

### RETRACTABLE AIR HOSE REEL WITH HYBRID POLYMER AIR HOSE



K-5038FRL  
50 ft. x 3/8"  
• All-Weather Flexibility (-40°C to 65°C)  
• Comes with wall mounting hardware

**\$109.99**

### MANUAL AIR HOSE REEL WITH HYBRID POLYMER AIR HOSE



K-10014FRL  
100 ft. x 1/4"  
• All-Weather Flexibility (-40°C to 65°C)  
• 360° swivel base

**\$109.99**

## ARCTIC FLEX

### PREMIUM HYBRID POLYMER GARDEN HOSES



K-5058GH  
5/8" x 50 ft.  
**\$45.**

K-10058GH  
5/8" x 100 ft.  
**\$77.**

150 PSI (Working) - 450 PSI (Burst)

EXTREME ALL-WEATHER FLEXIBILITY KINK RESISTANT

## ULTRA-QUIET OIL-FREE AIR COMPRESSORS

### ULTRA-QUIET OIL-FREE AIR COMPRESSOR

KC-2020A

- 3.8 CFM @ 40 PSI
- 2.35 CFM @ 90 PSI
- 125 PSI maximum tank pressure
- Extra long pump life of over 3000 hours

2 GALLON  
2 HP (PEAK)  
(60 Decibels)



**\$259.99** ASME safety valve

### ULTRA-QUIET OIL-FREE AIR COMPRESSOR

KC-4620A

- 3.80 CFM @ 40 PSI
- 2.35 CFM @ 90 PSI
- 125 PSI maximum tank pressure
- Extra long pump life of over 3000 hours

4.6 GALLON (2 X 2.3)  
2 HP (PEAK)  
(60 Decibels)



**\$379.99** ASME safety valve

### ULTRA-QUIET OIL-FREE AIR COMPRESSOR

KC-10020SQ

- 5.6 CFM @ 40 PSI
- 4.4 CFM @ 90 PSI
- 125 PSI maximum tank pressure
- Extra long pump life of over 3000 hours

10 GALLON  
3 HP (PEAK)  
(64 Decibels)



**\$499.99** ASME safety valve

### 5.5 PEAK HP 20 GALLON AIR COMPRESSOR

KC-2051H2

- 150 PSI max pressure
- 7.6 CFM @ 40 PSI
- 6.0 CFM @ 90 PSI

20 GALLON  
5.5 HP (PEAK)  
ASME safety valve



**\$749.**



## 16 GA. X 2-1/2" BRAD NAILER KIT

8225NL

- 3/4" to 2 1/2" Nail range
- Comes with 1/4" air inlet, oiler, hex. keys, & sturdy carrying case

ADJUSTABLE AIR DEFLECTOR



**HOT DEAL!**  
**\$99.99**

## CLIPPED HEAD FRAMING NAILER KITS

8228N

Shoots standard 2 3/16" - 3 9/16", 28° - 30° nails

8234N

Shoots standard 2 3/16" - 3 9/16", 34° nails

ADJUSTABLE AIR DEFLECTOR



**\$139.99<sup>ea</sup>**

## 2" FLOORING STAPLER/ CLEAT NAILER KIT

8260FSN-2

- 1" to 2" Staple range
- 1 1/2" to 2" Cleat nail range
- Comes with mallet, 1/4" air inlet, safety glasses, oiler, hex. keys & sturdy carrying case

**2 in 1**



**HOT DEAL!**  
**\$199.99**

## TIRE INFLATION GUN WITH PRESSURE GAUGE K-1630

**\$23.99**



## 71 PC. AIR TOOL KIT

8171

Comes with 1/2" Impact, Wrench, 3/8" Ratchet Wrench, Air Hammer and 1/4" Die Grinder



**\$149.99**

## 18 GA. X 2" BRAD NAILER KIT

8201NL

- 3/4" to 2" Nail range
- Comes with 1/4" air inlet, oiler, hex. keys, & sturdy carrying case

ADJUSTABLE AIR DEFLECTOR



**NEW & IMPROVED**  
**HOT DEAL!**  
**\$59.99**

## 6.5 HP GAS WHEELBARROW AIR COMPRESSOR KC-6510G2

- 150 PSI max pressure
- 14.1 CFM @ 40 PSI
- 11.2 CFM @ 100 PSI
- High efficiency reed valves



**\$999.99**

**10 GALLON TWIN TANKS (2X5 GALLONS)**

ASME safety valve

## 5.5 PEAK HP 24 GALLON AIR COMPRESSOR

KC-3124V2

- 150 PSI max pressure
- 7.6 CFM @ 40 PSI
- 6.0 CFM @ 90 PSI
- ASME safety valve

2 CYLINDER CAST IRON SINGLE STAGE OIL LUBRICATED PUMP

## STATIONARY 6.5 PEAK HP 60 GALLON AIR COMPRESSOR

KC-6160V2

- 150 PSI max pressure
- 13.4 CFM @ 40 PSI
- 11.2 CFM @ 90 PSI
- High efficiency reed valves

2 CYLINDER CAST IRON SINGLE STAGE OIL LUBRICATED PUMP

## HIGH OUTPUT 6.5 PEAK HP 60 GALLON AIR COMPRESSOR

KC-5160V2

- 150 PSI max pressure
- 22.6 CFM @ 40 PSI
- 18.5 CFM @ 100 PSI
- High efficiency reed valves

3 CYLINDER CAST IRON SINGLE STAGE OIL LUBRICATED PUMP

## HIGH OUTPUT 7.5 PEAK HP 80 GALLON AIR COMPRESSOR

KC-7180V3-MS

- 200 PSI max pressure
- 43 CFM @ 40 PSI
- 28 CFM @ 175 PSI

**NEW & IMPROVED**

**High Performance Air Compressor with high output of 28 CFM @ 175 PSI**

2 CYLINDER CAST IRON SINGLE STAGE OIL LUBRICATED PUMP

## AIR COMPRESSORS



**\$875.**



**\$1099.**



**\$1499.**



**\$3999.**

COMPRESSOR OIL BOTTLE  
KW-077 (850ml)

**\$9.99**



## 30 PC VARIABLE SPEED OSCILLATING MULTI-TOOL KIT & ACCESSORIES

8349QR

Each kit includes a sanding back-up pad with hook and loop backing, 24 sanding papers (60, 80 and 120 grit) with hook and loop backing, 35mm Tru-cut narrow offset saw blade, 52mm rigid offset scraper blade, hex. key, and sturdy carrying case



Tool-less quick release system

**\$65.**



## 550 CFM AIR MOVER

8500AM


- 3 speed switch
- Comes with two on-board 120V outlets to connect up to 3 Air Movers together for bigger jobs



Stackable

**\$79.99**

## LED DUAL-HEAD LED WORK LIGHTS



Emits 8000 lumens

Emits 6000 lumens

KC-1502LED-C  
10W Work light  
emits 1500 lumens

**\$59.99**

Cordless

KC-1501LED  
15W Work light  
emits 1500 lumens

**\$35.99**

KC-3001LED  
20W Work light  
emits 3000 lumens

**\$59.99**

KC-4001LED  
36W Work light  
emits 4000 lumens

**\$99.99**

**\$219.99 \$149.99**  
KC-4002LED-ST KC-3002LED-ST

## 50 FT. 5 LED STRING LIGHT 5,000 Lumens

K-5016-5LED

- 50 foot 16 AWG /3 conductor grounded SJT power cord
- 75 linear feet of coverage at 10 feet in height Waterproof to IP44 standards

**\$109.99**

## WET-DRY VACUUMS Double filtration system

8520LP

- Powerful 3.5 Peak HP motor
- 5 US Gallon (20L)
- Comes complete with 6 ft. x1-1/4" hose, 2 pc. plastic extension wand, 20L dust bag, cartridge filter, foam filter, reusable filter, 10" floor sweep and crevice tool

**\$69.99**

8530LPN

- Powerful 4 Peak HP motor
- 8 US Gallon (30L)
- Comes complete with 6 ft. x1-1/4" hose, 2 pc. plastic extension wand, 30L dust bag, cartridge filter, foam filter, reusable filter, 10" floor sweep and crevice tool

**\$89.99**

8540LST

- Powerful 5 Peak HP motor
- 10 US Gallon (40L)
- Comes complete with 6 ft. x1-1/4" hose, 2 pc. stainless extension wand, 40L dust bag, cartridge filter, foam filter, reusable filter, 10" floor sweep and crevice tool

**\$179.99**

8560LST

- Powerful 6.5 Peak HP motor
- 16 US Gallon (60L)
- Convenient 18 ft. power cord
- Comes complete with 8 ft. x 2-1/2" flex hose, 2 pc. 2-1/2" extension wand, handle with air control, cartridge filter, foam filter, 14" floor sweep with squeegee insert, gulper tool, crevice tool and hanging accessory storage bag

**\$299.99**

## HEPA CARTRIDGE FILTERS

KVAC-1145

FITS: 8520LP, 8530LPN, 8540LST

**\$39.**

8531LP-B, 8540LST

KVAC-1150  
Fits: 8560LST

**\$39.**

## DRYWALL & PANEL LIFT

KDL-11



- Hangs drywall in sizes up to 4 ft. x 16 ft. on any ceiling or wall up to 11 ft. high
- Tripod foot brake keeps drywall lift in position during use
- Easy to assemble and disassemble, can be placed in car trunk

**\$219.99**

## VARIABLE SPEED DRYWALL SANDER

KC-8379

- LED light illuminates the work
- Comes with 6 hoop & loop sanding papers (2 x 80, 120, 180 Grit), extension tube, dust hose, 2 vacuum adaptors (1-1/4" & 1-3/8") and adjustment hex. key

**\$299.99**

## 8 GALLON TOOL TRIGGERED WET-DRY VACUUM WITH HEPA FILTER

KC-8590TTV

- 10 Amp. motor

**\$399.99**

## PORTABLE VARIABLE SPEED METAL CUTTING BANDSAW

KC-8377

- Variable speed dial for 0-420 SFPM
- Comes with standard 44-7/8" x 1/2" x 0.025"-14 TPI metal cutting blade

**\$199.99**

## OPTIONAL

Miter Stand turns this Bandsaw

into a Cut-off Saw

SS-8377

**\$99.99**

## BI-METAL BLADES

Model	Length	Width	TPI	Thickness	Price
KBB-8376-BM-1014	44 7/8"	1/2"	10-14	.020"	\$24.99
KBB-8376-BM-1418	44 7/8"	1/2"	14-18	.020"	\$24.99

## 1/2" DRILLING & MIXING KIT

KC-8316

- 9 Amp. motor
- Comes with 1/2" chuck, 3 galvanized mixing paddles (10mm hex. shank), wrench and sturdy carrying case

**\$149.99**

## BISCUIT JOINER KIT

KC-8306

- Motor: 7 Amp. 10,800 RPM
- Robust fence with 0 to 90° and 90° to 135° tilt adjustments with positive stops at 45° & 90°
- Kit includes 4" carbide tipped blade, dust bag, hex. key and plastic carrying case

**\$149.99**





# PROFESSIONAL SCROLL SAWS

## 16" KXL-16

- 1.3 Amp DC motor
- Variable speed (400-1400 strokes/min)
- Tool free blade change system with blade holders which accept standard 5" pinless blades
- Entire head tilts up to 30° to the left and up to 45° to the right for angled cuts
- Large 12" x 18-1/2" stationary table with built-in 2-1/2" dust chute for dust collector hook-up
- Comes with five 5" pinless blades, replacement blade tension lever kit and adjustment hex. key

**\$799.**

Built-in dust blower system



## 21" KXL-21/100

- 1.3 Amp DC motor
- Variable speed (400-1550 strokes/min)
- Tool free blade change system with blade holders which accept standard 5" pinless blades
- Entire head tilts up to 38° to the left and up to 45° to the right for angled cuts
- Large 13-1/2" x 23-1/2" stationary table with built-in 2-1/2" dust chute for dust collector hook-up
- Comes with five 5" pinless blades, foot switch, replacement blade tension lever kit and adjustment hex. key

**\$1149.**

Comes standard with foot switch



Built-in dust blower system

## 30" KXL-30/100

- 1.3 Amp DC motor
- Variable speed (400-1550 strokes/min)
- Tool free blade change system with blade holders which accept standard 5" pinless blades
- Entire head tilts up to 38° to the left and up to 45° to the right for angled cuts
- Large 14" x 32-1/2" stationary table with built-in 2-1/2" dust chute for dust collector hook-up
- Comes with five 5" pinless blades, foot switch, replacement blade tension lever kit and adjustment hex. key

**WOW**  
NEW/LOWER PRICE

**\$1199.**

Comes standard with foot switch



Built-in dust blower system

### OPTIONAL

**Pedal Switch**  
XL-100



**\$49.99**

### OPTIONAL

**STAND**  
KSS-16XL  
For Models:  
KXL-16 &  
KXL-21/100



**\$129.**

### OPTIONAL

**STAND**  
KSS-30XL  
For Model:  
KXL-30/100



**\$129.**


# Router Table Kits

## ROUTER TABLE KIT XL-200MEP

Kit includes:

- XL-080- Router Table Fence
- XL-049- MDF Table
- XL-114- Phenolic Router Insert Plate
- XL-085- Floor Stand with Switch

XL-080



XL-049



XL-114



XL-085




**\$899.**

## DELUXE ROUTER TABLE KIT XL-200C

Kit includes:

- XL-125- Router Lift
- XL-080- Router Table Fence
- XL-075- Cast-iron Table
- XL-130- Universal Dust Collection Kit
- XL-085- Floor Stand with Switch

XL-125



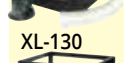
XL-080



XL-075



XL-130



XL-085



**\$1999.**

## 8" LOW SPEED BENCH GRINDER WITH LIGHT KC-895LS

Comes complete with diamond wheel dressing tool, tool rests, eye shields, coarse 60 grit and fine 120 grit 8" x 1" white aluminum oxide grinding wheels

**\$159.99**



## 8" LOW SPEED LONG SHAFT BUFFER KC-899LSB

• 1/2 HP motor - 1,750 RPM  
• Two 8" x 1/2" spiral sewn cloth buffing wheels

**\$159.99**



## ROUTER REDUCER COLLARS

XL-314 3-1/4"

**\$49.99**



XL-312 3-1/2"

**\$49.99**



## 4 PC. INSERT RING KITS

Zero Clearance

XL-074

**\$99.99**

(1/4", 1/2", 1-3/8", 2-1/2")

XL-076


**\$99.99**



## ROUTER LIFT WITH HEIGHT LOCK XL-125

11-3/4" x 9-1/4" anodized aluminum top plate

**\$599.99**



## PHENOLIC ROUTER INSERT PLATE XL-114

11-3/4" x 9-1/4"

**\$99.99**



# DRILL PRESSES & ACCESSORIES

29 PC. TITANIUM  
DRILL BIT SET  
KDB-29T  
29 (1/16"-1/2" x 1/64")  
**\$39.99**



## 12" BENCH VARIABLE SPEED DRILL PRESS

### KC-12HS-VS

- Powerful 1/2 HP, 5 Amp.
- Variable speeds (580 - 3200 RPM)
- Comes with 5/8" drill chuck, chuck key, onboard chuck key storage and adjustment hex. keys



**\$449.99**

Digital  
Readout  
Mechanical  
variable speed  
system

## 15" FLOOR VARIABLE SPEED DRILL PRESS

### KC-15HS-VS

- Powerful 3/4 HP, 8.6 Amp. motor
- 4" stroke capacity allows drilling workpieces up to 4" thick
- Variable speeds 2 (280-1100/900-3300) RPM
- Comes with 5/8" drill chuck, chuck key, onboard chuck key storage and adjustment hex. keys



**\$699.99**

## LONG STROKE

## 17" LONG STROKE DRILL PRESS with SAFETY GUARD

### KC-119FC-LS

- Motor: 12.5 Amp. @ 110V, 6.25 amp. @ 220V,
- 12 speeds (255-2750 RPM)
- 16 15/16" swing
- 6" stroke
- 3/4" chuck



**\$1199.**

DRILL PRESS  
CHUCK SAFETY  
GUARD  
KM-122  
Fits KC-122FC  
**\$29.99**



**\$1299.**



**\$1399.**

## WOOD MORTISING ATTACHMENT MA-511

Kit comes with chisel holder, holddown arms, holddown bracket, fence, ring bushing adaptors, 4 pc. 1/2" shank mortising chisels & bits and carrying case



**\$119.99**

## DRILL PRESS VISES



KPV-3 KPV-4 KPV-5 KPV-6  
3" 4" 5" 6"  
**\$20.99 \$26.99 \$39.99 \$49.99**

## CROSS SLIDE VISES

Makes lateral or longitudinal adjustments simple



KCV-4N KCV-5N KCV-6N  
4" 5" 6"  
**\$69.99 \$99.99 \$129.99**

## 15" VARIABLE SPEED INDUSTRIAL DRILL PRESS



Variable speed  
handwheel with  
digital readout



Safety guard with  
limit switch  
protection



### KC-30HS-VS

- Motor: 14 Amp. @ 115V, 7 Amp. @ 230V
- 5/8" capacity
- Spindle taper JT#3
- Variable speeds (400 - 5,000 RPM)
- 6" stroke
- 5/8" chuck

**\$2999.**

## THE MOST INNOVATIVE DRILL PRESSES

## 16" NOVA VIKING DVR DRILL PRESS

## 18" NOVA VOYAGER DVR DRILL PRESS

Safety Guard  
with  
Limit Switch



83750  
Fits #83705

**\$399.**

Safety Guard  
with  
Limit Switch



58501  
Fits #58006

**\$399.**



### 83705

- Powerful direct drive 1 HP high torque motor with no pulleys or belts
- Spindle taper MT #2
- Comes with 5/8" drill chuck & key, firmware USB cable

**\$1699.**



### 58006

- Powerful direct drive 1.75 HP high torque motor with no pulleys or belts
- Spindle taper MT #2
- Comes with 5/8" drill chuck & key, firmware USB cable

**\$2399.**



# POWER FEEDERS

## KPF-30V

- 3 1/8" roller diameter
- 1 3/16" roller width

1.2 AMP. MOTOR  
VARIABLE SPEED



**\$699.99**

## KPF-32

- 3 1/8" roller diameter
- 1 3/16" roller width

2.5 AMP. MOTOR



**\$1199.**

## KPF-34

- 4 3/4" roller diameter
- 2 1/4" roller width

6.2 AMP. MOTOR (220V)



**\$1599.**

## HOLLOW CHISEL MORTISERS

### 5/8" HOLLOW CHISEL MORTISER WITH TILTING HEAD

#### MA-1050ST

- Powerful 3/4 HP motor
- Includes sleeve adaptors which accept 5/8" and 3/4" diameter chisel shanks
- Comes complete with mortising chisel and bit set (1/4", 5/16", 3/8" & 1/2"), 1/2" chuck and key, column mounted hold down, pair of 9 position table hold downs and quick release vise

HEAD TILTS FROM 0° TO 30° TO THE RIGHT AND LEFT

**\$749.**

#### OPTIONAL STAND SS-1050ST

**\$159.**

### 1" HOLLOW CHISEL MORTISER WITH TILTING HEAD

#### MA-1075ST

- Powerful 1 HP 110V/220V dual voltage motor
- 1/4" to 1" chisel and bit capacity
- Large longitudinal and transversal 19" x 12-1/2" sliding table reclamping of the workpiece
- Includes chisel adaptor bushings which accept 5/8" and 3/4" diameter chisel shanks
- Comes complete with mortising chisel and bit set (1/4", 3/8", 1/2" & 3/4"), chisel adaptor bushings, 1/2" chuck and key

HEAD TILTS FROM 0° TO 30° TO THE RIGHT AND LEFT

#### OPTIONAL STAND SS-1075ST

**\$499.**



**\$2499.**

## INDUSTRIAL WOODWORKING SHAPER

Powerful 3 HP motor (220V)

### KC-351S

- Spindle travels a full 3"
- Spindle speeds, 8,000 & 10,000 RPM
- Comes complete with 1/2" & 3/4" interchangeable spindles, 1/4" & 1/2" router bit adaptors and a miter gauge

**\$2199.**

### 3/4" UNIVERSAL SHAPER CUTTER-HEAD WITH 13 INTERCHANGEABLE PROFILE CUTTERS

KW-091

**\$239.99**

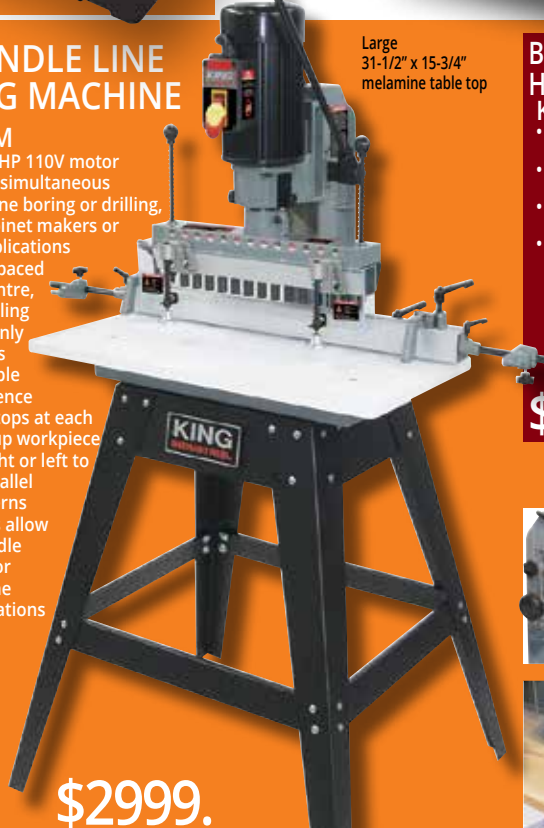


### 13-SPINDLE LINE BORING MACHINE

#### KC-1300BM

- Powerful 1.5 HP 110V motor
- Designed for simultaneous multi-hole line boring or drilling, ideal for cabinet makers or shelving applications
- 13 spindles spaced 1-1/4" on centre, allowing drilling up to 13 evenly spaced holes
- Fully adjustable aluminum fence with work stops at each end to line up workpiece from the right or left to perform parallel boring patterns
- Indexing pins allow correct spindle alignment for resuming line boring operations in long workpieces

Large 31-1/2" x 15-3/4" melamine table top



**\$2999.**

### BLUM® HINGE BORING HEAD ATTACHMENT KW-162

- Blum style 45mm-9.5mm three-hole pattern
- 3 spindle heads (rotation-2 left/1 right)
- Can be used with or without the 8mm boring bits
- Comes with 35mm hinge bring bit, 8mm boring bits (1 left/1 right), link-bar and adjustment wrench

**\$849.**



ADJUSTABLE HEIGHT STOP AND DEPTH



ADJUSTABLE FENCE WORK STOPS AND EXTENSION WORK STOPS

# WOOD BANDSAWS & ACCESSORIES

## 10" WOOD BANDSAW KC-1002C

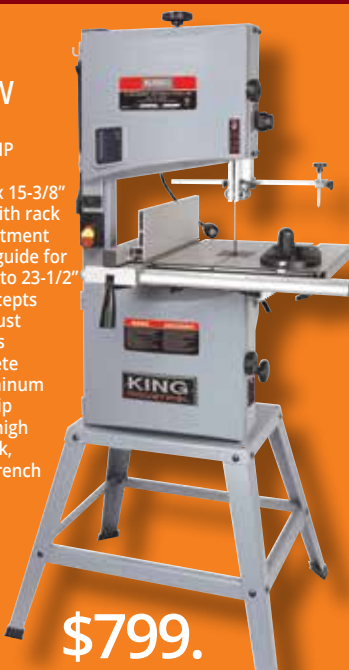
- Powerful 1/2 HP 120V motor
- Table size with extensions 13-3/8" x 13-1/8"
- Dust chute accepts 2", 2-1/2" and 4" dust collector hoses
- Comes complete with miter gauge, rip fence, adjustment wrench and hex. keys



**\$399.99**

## 12" WOOD BANDSAW KC-1202FX

- Powerful 3/4 HP 120V motor
- Large 18-7/8" x 15-3/8" tilting table with rack & pinion adjustment
- Circle cutting guide for diameters up to 23-1/2"
- Dust chute accepts 2", 3" and 4" dust collector hoses
- Comes complete with cast aluminum miter gauge, rip fence with 5" high face, push stick, adjustment wrench and hex. keys



**\$799.**

## 14" WOOD BANDSAW KC-1402FX

- Dust chute accepts 2", 3" and 4" dust collector hoses
- Comes complete with cast aluminum miter gauge, rip fence with 5" high face, push stick, adjustment wrench and hex. keys
- Quick release lever blade tension system



Large 21-3/8" x 15-5/8" cast iron tilting table with rack & pinion adjustment

**\*\$999.99**

★ After \$40.00 mail-in rebate Sale price \$1039.99  
Taxes payable on price before rebate

Model	Length	Width	TPI	Thickness	Price
KBB-1018-14	67 1/2"	1 7/8"	14	.020"	\$24.99
KBB-1014-6	67 1/2"	1 1/4"	6	.020"	\$24.99
KBB-1038-6	67 1/2"	3/8"	6	.020"	\$24.99
KBB-1012-6	67 1/2"	1/2"	6	.020"	\$24.99

Model	Length	Width	TPI	Thickness	Price
KBB-1218-14	88 3/16"	1 7/8"	14	.025"	\$27.99
KBB-1236-10	88 3/16"	3/16"	10	.025"	\$27.99
KBB-1214-6	88 3/16"	1/4"	6	.025"	\$27.99
KBB-1238-6	88 3/16"	3/8"	6	.025"	\$27.99
KBB-1212-6	88 3/16"	1/2"	6	.025"	\$27.99

Model	Length	Width	TPI	Thickness	Price
KBB-1318-14	100 5/8"	1 7/8"	14	.025"	\$29.99
KBB-1336-10	100 5/8"	13/16"	10	.025"	\$29.99
KBB-1314-6	100 5/8"	1/4"	6	.025"	\$29.99
KBB-1338-6	100 5/8"	3/8"	6	.025"	\$29.99
KBB-1312-6	100 5/8"	1/2"	6	.025"	\$29.99
KBB-1334-4	100 5/8"	3/4"	4	.025"	\$29.99

## 14" WOOD BANDSAW WITH 12" RESAW CAPACITY KC-1502FXB

- 2 speeds (2300-3250) SFPM
- Cast-iron table tilts 45° to the right
- Motor, blade, miter gauge and precision "TRU-RIP" aluminum rip fence with resaw guide included

20" x16" cast iron table  
12.8 Amp. @ 110V - 6.2 Amp. @ 220V  
Pre-wired to 110V



Model	Length	Width	TPI	Thickness	Price
KBB-1514-6	112"	1 7/4"	6	.025"	\$25.99
KBB-1538-6	112"	3/8"	6	.025"	\$25.99
KBB-1512-4	112"	1/2"	4	.025"	\$25.99
KBB-1534-3	112"	3/4"	3	.025"	\$29.99
KBB-1510-2	112"	1"	2	.032"	\$29.99

## 17" WOOD BANDSAW KC-1702FXB

- 2 speeds (1600/3300) SFPM
- Rack and pinion height adjustment system
- Cast-iron table tilts 10° to the left & 45° to the right
- Miter gauge system

17" x17" cast iron table  
14 Amp. @ 110V - 7 Amp. @ 220V  
Pre-wired to 110V



Model	Length	Width	TPI	Thickness	Price
KBB-1714-6	131 5/8"	1 7/4"	6	.025"	\$28.99
KBB-1738-6	131 5/8"	3/8"	6	.025"	\$28.99
KBB-1712-4	131 5/8"	1/2"	4	.025"	\$28.99
KBB-1734-3	131 5/8"	3/4"	3	.025"	\$34.99
KBB-1710-2	131 5/8"	1"	2	.032"	\$34.99

## 21" WOOD BANDSAW KC-2102FXB

- 2 speeds (1890/3800) SFPM
- Cast-iron table tilts 10° to the left & 45° to the right
- Rack and pinion height adjustment system
- Miter gauge system

21" x21" cast iron table  
16 Amp. @ 110V - 8 Amp. @ 220V  
Pre-wired to 220V



Model	Length	Width	TPI	Thickness	Price
KBB-2114-6	152 1/8"	1 7/4"	6	.025"	\$29.99
KBB-2138-6	152 1/8"	3/8"	6	.025"	\$29.99
KBB-2112-4	152 1/8"	1/2"	4	.025"	\$29.99
KBB-2134-3	152 1/8"	3/4"	3	.032"	\$39.99
KBB-2110-2	152 1/8"	1"	2	.032"	\$39.99

## 17" VARIABLE SPEED WOOD & METAL CUTTING BANDSAW KC-1700WM-VS

- Variable speeds (wood): 540-3600 SFPM
- Variable speeds (metal): 100-650 SFPM
- Voltage (input power): 220V, 1 phase, 60 Hz
- Cast-iron table tilts 5° to the left & 45° to the right

23 1/2" x17" cast iron table  
2 HP 7 Amp. @ 220V



Comes with: a 1/2" x 6 TPI wood cutting blade, 1/2" x 10 TPI metal cutting blade, laser guide, work lamp, miter gauge and a precision "TRU-RIP" aluminum rip fence with resaw guide

We reserve the right to limit quantities. We reserve the right to correct any typographical and pictorial errors without notice. Articles may vary from illustration shown. Some retailers may not stock all products due to space restrictions and product availability.