

FALL & WINTER  
2025     **SINCE 1983**

# USE WHAT THE PROS USE



PRICES IN EFFECT UNTIL DECEMBER 31<sup>ST</sup>, 2025

## 6" BENCHTOP JOINTER WITH HELICAL CUTTERHEAD KC-6HJC

**\$425.**

Powerful  
1 HP motor

HELICAL CUTTERHEAD  
WITH 12 CUTTER INSERTS



## 8" BENCHTOP JOINTER WITH HELICAL CUTTERHEAD KC-8HJC

**\$599.**

Powerful  
1 HP motor

HELICAL CUTTERHEAD  
WITH 16 CUTTER INSERTS



## 10" BENCHTOP JOINTER WITH HELICAL CUTTERHEAD KC-10HJC

**\$999.**

Powerful  
1 HP motor

HELICAL CUTTERHEAD  
WITH 22 CUTTER INSERTS

Replacement cutter inserts KW-104 (see p.5)

- Comes with 2 safety push blocks, cutter insert adjustment
- Torx key and adjustment hex. keys
- Cutterhead speed 12,000 RPM

## MAGNETIC DIGITAL ANGLE GAUGE KW-180N

**\$39.99**



## 1200 CFM DUST COLLECTORS

- Noise level reading at 36": 66-77dB
- Static pressure (inch of water): 9.5
- Dust port opening: 2 x 4" / 1 x 6"

1 Micron canister filter,  
offering optimum air flow



**\$519.**

KC-3105C



**\$699.**

KC-3105C/KDCF-3500

## 6" x 89" OSCILLATING EDGE SANDER KC-689-OSC-FX-1

**\$1799.**

- Powerful 2 HP motor
- Heavy duty cast iron table construction
- Front table can be adjusted to different heights to use different sections of the sanding belt using the table raising handwheel mechanism
- Head tilts 900 down for horizontal sanding operations
- Graphite backing diminishes belt friction for increased sanding belt life
- 4" Dust chute for dust collector hook-up
- Comes with miter gauge, table guide and end table for curved sanding operations

**NEW**



Heavy-duty  
enclosed cabinet stand  
has built-in door for  
storage

## 15" PLANER KC-385FX

- 3 HP motor
- 8" max planing thickness
- Includes cabinet stand, planing knives, knife setting gauge and 4" dust collector outlet

**\$2099.**



## REPLACEMENT HELICAL CUTTER INSERT KIT (10 PCS) KW-204

FITS: KC-6HJC, KC-8HJC  
& KC-13HPC

**\$59.99**



## 10" CABINET TABLE SAW KC-10HCX

Riving knife blade guard with anti-kickback fingers and laser guide

**Prewired for 120V**  
Cast iron table extensions  
designed to increase the rip  
capacity from 30" to 50"



**1.75 HP  
Motor**

**\$1399.**

## 50" RIP CAPACITY BARS KIT KRF-H50

**\$99.**

## MELAMINE EXTENSION TABLE FOR KC-10HCX EXT-5050

**\$199.**

## DADO INSERT KW-166

**\$59.**

## 240V SWITCH FOR KC-10HCX KW-240-10HCX

**\$89.**

100 5/8" WOOD CUTTING BANDSAW					
Model	Length	Width	TPI	Thickness	Price
KBB-1318-14	100 5/8"	1/8"	14	.025"	\$29.99
KBB-1336-10	100 5/8"	13/16"	10	.025"	\$29.99
KBB-1314-6	100 5/8"	1/4"	6	.025"	\$29.99
KBB-1338-6	100 5/8"	3/8"	6	.025"	\$29.99
KBB-1312-6	100 5/8"	1/2"	6	.025"	\$29.99
KBB-1334-4	100 5/8"	3/4"	4	.025"	\$29.99



## 14" WOOD CUTTING BANDSAW WITH RIP FENCE KC-1402FX

Large 21-3/8" x 15-5/8" cast  
iron tilting table with rack &  
pinion adjustment

**Powerful 1 HP  
120V motor**

- Dust chute accepts 2", 3" and 4" dust collector hoses
- Comes complete with cast aluminum miter gauge, rip fence with 5" high face, push stick, adjustment wrench and hex. keys
- Quick release lever blade tension system

**\$999.99**

## 22" PROFESSIONAL SCROLL SAW KXL-22

- Professional quality scroll saw with 1.3 Amp DC motor
- Built-in dust blower system
- Variable speed (550-1550 strokes/min)
- Head tilts to 45° to the left and to the right
- Large 13-3/4" x 27-5/8" stationary table
- Comes with two 5" pinless blades and adjustment hex. keys

**\$549.**



**Optional stand  
SS-22XL \$99.**



## 10" JOBSITE SAW WITH FOLDING STAND

KC-5100NS

- Blade tilts 0° to 45°
- Comes with 10" x 40 tooth blade, rip fence, miter gauge, Standard and Dado table inserts, push stick and wrenches



**\$399.99**



15 Amp. motor  
4400 RPM

## TABLE SAWS & ACCESSORIES

### 10" CABINET TABLE SAWS

- Riving knife system for maximum operator safety
- Comes with 10" x 40 tooth carbide tipped saw blade, cast-iron miter gauge, standard and dado inserts, push stick, storage hooks and hex. keys

LEFT KC-10KX/U30  
30" RIP

**\$1999.**

LEFT KC-10KX/U50  
50" RIP

**\$2099.**



Magnetic safety switch

2.5 HP  
(9.6 Amp @ 230V)

**OPTIONAL  
MELAMINE EXTENSION  
TABLE KIT EXT-5052**

Fits: KC-10JCS, KC-26FXT & KC-10KX **\$229.**

**INDUSTRIAL RIP  
FENCE SYSTEMS EXCELSIOR**

XL-U30 30" RIP **\$449.** XL-U50 50" RIP **\$499.**

### 10" CABINET TABLE SAWS

Comes with riving knife, industrial "Tru-Rip" T-square rip fence system for precision cuts, laminated melamine extension table, 2 sturdy adjustable supporting legs for extension table (KC-26FXT/i50/5052 only), cast iron miter gauge with adjustable aluminum fence and flip stop, standard and dado insert

LEFT KC-26FXT/i30/30  
30" RIP

**\$3199.**

LEFT KC-26FXT/i50/5052  
50" RIP

**\$3299.**



**TRU-RIP**  
Industrial Rip Fence

Powerful 3 HP (220V)

### OPTIONAL Accessories

30" INDUSTRIAL  
RIP FENCE SYSTEM  
KRF-i30



**\$499.**

50" INDUSTRIAL  
RIP FENCE SYSTEM  
KRF-i50



**\$599.**

INDUSTRIAL ROUTER TABLE  
AND FENCE ATTACHMENT  
KRT-100



**\$929.**

TENONING JIG  
K-1500  
Fits cabinet saws and  
contractor saws



**\$149.**

8" DADO BLADE SET  
KSC-8000

- Carbide-Tipped 24 tooth ATB-R Dado blades
- Cuts grooves from 1/8" to 13/16" wide
- 5/8" Arbor, 7,000 RPM max.
- Comes with 14 pc. Dado Shim Set



**\$119.99**

## 6-1/2" VARIABLE SPEED PLUNGE CUT TRACK SAW

KC-8365

- Powerful 12 Amp, 120V variable speed "soft-start" motor with "constant torque" technology
- Comes with efficient 1L dust management system, dust bag, dust chute, set of carbon brushes and hex. key with on cord storage



**\$349.99**

This Plunge Cut Track Saw accepts Makita®, Dewalt®, Kreg® or Festool® 6-1/2" x 20mm arbor blades

50" Track  
KW-300

**\$79.99**

Storage Bag  
KW-301

**\$29.99**

Track Connector kit  
KW-302

**\$29.99**

2 Pc. Clamp Kit  
KW-303

**\$39.99**

## 12" RADIAL ARM SAW

KC-12RAS

(220V, 1 PHASE)

- Powerful 2 HP, 220V single phase motor
- Precision indexing with positive stops at 22.5°, 45° and 90° for accurate bevel cuts
- Two 4" Dust chute for dust collector hook-up
- Includes 12" negative rake blade, blade arbor, laser guide attachment, adjustment wrenches and hex. keys



**\$3999.**

HEAVY-DUTY UNIVERSAL MOBILE  
BASE FOR TABLE SAWS  
KMB-1390X

**\$279.99**

900 lbs. Max.



## G3 REVERSIBLE CHUCK KIT (3-1/2")

48232C  
Direct Threaded 1"x 8TPI RH/LH.  
KIT INCLUDES:  
G3 Reversible Chuck,  
50mm/2" jaws, T-bar chuck key,  
Woodworm screw and fastenings

nova G3



**\$125.**

## G3 PEN TURNING CHUCK BUNDLE KIT (3-1/2")

48265C  
Direct Threaded 1"x 8TPI RH/LH.  
KIT INCLUDES:  
G3 Reversible Chuck,  
50mm/2" jaws, Pen Plus Jaws,  
Mandrel Saver, T-bar chuck key,  
Woodworm screw and fastenings

nova G3



**\$199.99**

## 4 JAW 1/4" WOOD LATHE CHUCK

KW-100  
Fits models: KWL-1016C,  
KWL-1218VS & KWL-1443VS  
1" x 8 TPI



**\$99.99**

## 1-1/4" x 8 TPI WOOD LATHE CHUCK ADAPTOR

KW-200  
• Allows a 1" x 8 TPI wood  
lathe chuck to be installed  
on a 1-1/4"x8 TPI wood  
lathe spindle  
• Fits KWL-1643ABC



**\$29.99**

## 8 PC. WOOD LATHE CHISEL SET

KPRO-08  
Long 10" hard wood handles



**\$79.99**

## UNIVERSAL STAND & EXTENSION FOR WOOD LATHES

### SS-EXT-101

- Leveling feet for stability on uneven floors
- Made of sturdy tubular steel
- Adjustable upper supports with 1" increments
- Optional stand extension (mod. SS-EXT-101) provides support for wood lathes fitted with bed extensions

SS-KWL-100 & SS-EXT-101 shown here with KWL-1218VS and EXT-1218VS installed.



**\$99.**

### SS-KWL-100

- Leveling feet for stability on uneven floors
- Made of sturdy tubular steel
- Adjustable upper supports with 1" increments



Stand only Fits:  
KWL-1016C, KWL-1218VS

SS-KWL-100 shown here  
with KWL-1016C installed.

**\$175.**

KING INDUSTRIAL

## WOOD LATHES & ACCESSORIES

## 8" X 13" VARIABLE SPEED WOOD LATHE

### KWL-813VS

- Variable speed range of 750 to 3200 RPM
- 8" inboard swing for bowl turning
- Complete with 4-1/4" and 7" tool rests with 1/2" post diameter, 5-3/4" faceplate, MT#1 live center, MT#1 spur center, steel knock-out bar, adjustment keys and hex. keys



**\$289.99**

## 10" X 16" WOOD LATHE

### KWL-1016C

- 6 speeds (480, 1270, 1960, 2730, 3327, 4023) RPM
- Complete with MT#2 live center, MT#2 spur center, 3" faceplate, steel knock-out bar, hex. keys and safety glasses



## OPTIONAL BED EXTENSION EXT-1016

Increases the spindle turning capacity to 38"

**\$129.99**



**\$499.99**

## 12" X 18" VARIABLE SPEED WOOD LATHE

### KWL-1218VS

- Reliable single board computer microprocessor for precise control
- Comes complete with 3" faceplate, 6" & 12" tool rests with 5/8" post diameter, MT#2 spur centre and MT#2 heavy-duty live centre, safety goggles, knock-out rod, tool storage rack, screwdriver and 4 hex. keys



High performance 1 HP motor

**\$699.99**

## OPTIONAL BED EXTENSION EXT-1218VS

Increases the spindle turning capacity to 44"

**\$139.99**



Pivoting headstock turns 180° and locks into position for outboard turning

## 14" X 43" VARIABLE SPEED WOOD LATHE WITH DIGITAL READOUT

### KWL-1443VS

- Spindle tachometer with digital readout
- Variable speed from 600 - 2,400 RPM
- Pivoting headstock turns 180°
- Quick release headstock, tailstock and tool rest assembly for easy adjustments
- Comes complete with 6" face plate, 12" tool rest with offset and base, MT#2 headstock and tailstock centres and adjustment wrenches

**\$1099.**



## 6" JOINTER KC-61FX

- Powerful 1 HP motor
- 6 3/4" x 46" table size
- 29" x 5" fence size



## 6" JOINTER WITH SPIRAL CUTTERHEAD KC-65FX

- Powerful 1 HP motor
- A spiral cutterhead makes 50% less noise

4 Row spiral cutterhead  
with 26 replaceable  
cutter inserts



**NEW**

New and improved model with mobile base and switch mounted on a post for easy access

**\$999.**

**NEW**

New and improved model with mobile base and switch mounted on a post for easy access

**\$1599.**

## MAGNETIC & MICRO ADJUSTABLE KNIFE JIG ALIGNMENT KIT KKC-50

**\$59.99**



## KNIFE JIG ALIGNMENT KIT KKC-60

**\$49.99**

For Joints



## EXTENDABLE UNIVERSAL MOBILE BASE KMB-1250

**\$69.99**

500 lbs. Max.



## INDUSTRIAL MOBILE BASE KMB-1290

**\$139.99**

900 lbs. Max.



## 8" INDUSTRIAL JOINTER KC-203C

- Powerful 2 HP motor
- 9" x 73" table size
- 35" x 5" fence size



## H.S.S. & CARBIDE JOINTERS KNIVES

Model	Blade Material	Size	Unit/Kits	Price
KKC-6	H.S.S.	6"	3	\$39.99
KKC-8	H.S.S.	8"	3	\$59.99
KKC-120	H.S.S.	12"	3	\$99.99

**\$1699.**

## 12" INDUSTRIAL JOINTER/PLANNER WITH SPIRAL CUTTERHEAD KC-12HJPC COMBO

- Powerful 3 HP motor
- A spiral cutterhead makes 50% less noise
- Large 43" x 6" aluminum extruded fence pivots 0-45°
- Comes with 2 push blocks, set of 5 replacement cutter inserts, 2 T25 Torx screwdrivers and adjustment hex. keys



Shown here in planer mode

5 Row spiral cutterhead with 60 replaceable cutter inserts

4

**WOW**  
NEW LOWER PRICE  
**\$3699.**

CANADIAN WOODWORKING  
READERS' CHOICE  
**MACHINE**  
OF THE YEAR  
2021  
& HOME IMPROVEMENT

# JOINTERS

## 6" PARALLELOGRAM JOINTER KC-70FX

- Powerful 2 HP motor
- 6" x 55 1/2" table size
- 36" x 5" fence size



## 6" PARALLELOGRAM JOINTER WITH SPIRAL CUTTERHEAD KC-75FX

- Powerful 2 HP motor
- A spiral cutterhead makes 50% less noise
- Parallelogram table adjustment system

4 Row spiral cutterhead  
with 32 replaceable  
cutter inserts



**\$1299.**

**\$1899.**

## 8" PARALLELOGRAM JOINTER KC-80FX

- Powerful 2 HP motor
- 8" x 76 1/2" table size
- 36" x 5" fence size

## 8" PARALLELOGRAM JOINTER WITH SPIRAL CUTTERHEAD KC-85FX

- Powerful 2 HP motor
- A spiral cutterhead makes 50% less noise

4 Row spiral cutterhead  
with 36 replaceable  
cutter inserts



**\$1849.**

**\$2449.**

## 12" PARALLELOGRAM JOINTER KC-120FX (220V, 1 phase, 60Hz) KC-120FX-5 (550V, 3 phase, 60Hz)

- Powerful 3 HP motor
- 84" x 13" table size
- 36" x 5" fence size

## 12" PARALLELOGRAM JOINTER WITH SPIRAL CUTTERHEAD KC-125FX (220V, 1 phase, 60Hz) KC-125FX-5 (550V, 3 phase, 60Hz)

- Powerful 3 HP motor
- Easy set-up (Carbide cutter inserts)
- A spiral cutterhead makes 50% less noise



**\$3999.**

**\$4599.**

4 Row spiral cutterhead  
with 52 replaceable  
cutter inserts





## 13" PLANER / MOULDER

### KC-235PM

- Powerful 1.5 HP motor
- Double drive belt system
- 6 1/8" max. planing /moulding thickness



**10 PC.  
MOULDING  
KNIFE SET  
K-4509K**  
ALSO AVAILABLE:  
20 INDIVIDUAL  
MOULDING  
KNIFE SETS

**\$279.**

### H.S.S. PLANER KNIVES

13"	15"	20"
KKC-13PM Fits: KC-235PM	KKC-15	KKC-20
<b>\$89.99</b>	<b>\$99.99</b>	<b>\$169.99</b>



**\$1999.**

## PLANERS WITH SPIRAL CUTTERHEADS

### 15" PLANER WITH SPIRAL CUTTERHEAD

#### KC-390FX

- Powerful 3 HP motor (220V motor)
- A spiral cutterhead is 50% quieter than a conventional cutterhead
- Anti-kickback fingers in front of the infeed roller to prevent wood kickback
- Magnetic safety switch
- Comes complete with cabinet stand and 4" dust collector outlet



4 Row spiral  
cutterhead with  
74 replaceable  
cutter inserts



**\$3199.**

### 20" PLANER WITH SPIRAL CUTTERHEAD

#### KC-526FX

- Powerful 5 HP motor (220V motor)
- A spiral cutterhead is 50% quieter than a conventional cutterhead
- Anti-kickback fingers in front of the infeed roller prevents wood kickback
- Magnetic safety switch
- Comes with 5" dust chute



4 Row spiral  
cutterhead with  
98 replaceable  
cutter inserts



**\$4899.**

## CARBIDE CUTTER INSERT KITS

#### KW-140

- Carbide inserts cut on all 4 sides
- Cutter size: 14mm x 14mm x 2mm
- Fits: KC-526FX / KC-530FX / KC-630FX-2/ KC-630FX-6

#### KW-104

- Carbide inserts cut on all 4 sides
- Cutter size: 15mm x 15mm x 2.5mm
- Fits: KC-10HJC/KC-525FX/ KC-530FXR/ KC-12HJPC



**\$99.99**  
EA.

## PLANERS

### 13" PLANER WITH HELICAL CUTTERHEAD

#### KC-13HPC

- Powerful 15 Amp. motor
- Pre-set depth stops for repeat cuts at 1/8", 1/4", 1/2", 3/4", 1", 1-1/4", 1-1/2" and 1-3/4"

HELICAL CUTTERHEAD WITH 26 CUTTER INSERTS

**\$689.99**



### REPLACEMENT HELICAL CUTTER INSERT KIT (10 PCS) KW-204

FITS: KC-6HJC, KC-8HJC & KC-13HPC

**\$59.99**



### 15" PLANER

#### KC-382CFX

- 3 HP motor
- 6" max planing thickness
- Includes cabinet stand, planing knife, setting gauge and 4" dust collector outlet

**\$1899.**



### EXTENDABLE & FLEXIBLE CONVEYOR ROLLER TABLE KRRS-109



- Extends from 19" to 52"
- Raises from 24" to 45"
- 300 Lbs. max. capacity

**\$379.99**



### 20" HEAVY-DUTY PLANER

#### KC-520C

- Powerful 5 HP (220V motor)
- Cuts per inch : 104-83
- Feed rate: (16-20 FPM)
- 8" max. planing thickness
- Magnetic safety switch

**\$3199.**



### FOLDING ROLLER STAND KRS-102

- Stand height is adjustable from 27" to 44"



**\$29.99**

### 3 in 1 FOLDING ROLLER STAND KRS-108

- Stand height is adjustable from 27" to 44"



**\$39.99**



# OSCILLATING SPINDLE SANDERS & ACCESSORIES

## OSCILLATING SPINDLE SANDER

### KC-OVS-TL

- Table can be tilted downwards up to a maximum of 45° to allow the sanding of beveled parts
- Comes standard with 3 spindles (1/4", 1/2" and 5/8") and 2 drums (1-1/2" and 2")

**\$799.**



## SLEEVES

5" x 1/4" to 9" x 4"

Model	Sleeve Size	Grit	Unit/Kit	Price
SL-525-80	5" x 1/4"	80	1	\$6.99
SL-525-120	5" x 1/4"	120	1	\$6.99
SL-638-80	6" x 3/8"	80	1	\$6.99
SL-638-120	6" x 3/8"	120	1	\$6.99
SL-612-80	6" x 1/2"	80	1	\$6.99
SL-612-120	6" x 1/2"	120	1	\$6.99
SL-658-80	6" x 5/8"	80	1	\$6.99
SL-658-120	6" x 5/8"	120	1	\$6.99
SL-934-80	9" x 3/4"	80	1	\$9.99
SL-934-120	9" x 3/4"	120	1	\$9.99
SL-910-80	9" x 1"	80	1	\$9.99
SL-910-120	9" x 1"	120	1	\$9.99
SL-915-80	9" x 1 1/2"	80	1	\$9.99
SL-915-120	9" x 1 1/2"	120	1	\$9.99
SL-920-80	9" x 2"	80	1	\$9.99
SL-920-120	9" x 2"	120	1	\$9.99
SL-930-80	9" x 3"	80	1	\$14.99
SL-930-120	9" x 3"	120	1	\$14.99
SL-940-80	9" x 4"	80	1	\$24.99
SL-940-120	9" x 4"	120	1	\$24.99

**OPTIONAL STAND  
SS-OVS-TL  
\$119.**



## OSCILLATING SPINDLE SANDER

### KC-OVS-FX3

- 1" to 4" rubber drums can be fitted on both ends for full use of the entire spindle
- 4" Dust chute for dust collector hook-up
- Heavy-duty oil bath gearbox with oil level sight gauge
- 10 interchangeable spindles (1/4" x 5", 3/8" x 6", 1/2" x 6", 5/8" x 6", 3/4" x 9", 1" x 9", 1 1/2" x 9", 2" x 9", 3" x 9" and 4" x 9")
- Includes 3 interchangeable table inserts and adjustment keys

**\$2299.**



24 1/4" x 24 1/4" cast iron tilting table

## 2" X 42" BELT & 8" DISC SANDER

### KC-770FX

- Powerful 1 HP, 6.2 Amp direct drive motor
- Both a 1" and a 2" sanding belt can be installed
- Comes with 1" x 42" sanding belt, 2" x 42" sanding belt, 1" & 2" belt platens, 2 x 8" adhesive sanding discs, miter gauge and adjustment hex. keys

**NEW & IMPROVED  
WITH SAFETY GUARDS**

1 HP Motor



**\$499.**

## Dust Collector Bag

### KDCB-790

**\$39.99**



**KC-790FX  
\$1899.**

## KC-790FX-DC WITH BUILT-IN DUST COLLECTOR

**\$1999.**



## 6" X 48" BELT & 12" DISC SANDERS

- Powerful 1.5 HP, 110V/220V motor
- 4" dust chute for dust collector hook-up (KC-790FX only)
- Comes with aluminum miter gauge, cast-iron work stop, T-slot centre point, enclosed stand and adjustment hex. keys

## 6" X 48" BELT & 9" DISC SANDER

### KC-760L

- Two 2-1/2" dust chutes with 2-1/2" to 4" adaptor for dust collector hook-up
- Comes complete with miter gauge, 2-1/2" to 4" dust chute adaptor and sturdy enclosed cabinet stand



**\$499.99**

## ABRASIVE CLEANER

### K-1306

1 1/2" x 1 1/2" x 8 1/2"



**\$16.99**

## 6" X 48" BELT - 9" & 12" DISC SANDER

### KC-780FX

- Powerful 1.5 HP direct ball bearing drive motor
- Heavy-duty cast-iron tilting tables and frame
- Adjustable belt unit operates vertically, horizontally or at any set angle in between
- 2 - dust chutes (2" & 2-1/4") for vacuum or dust collector hook-up
- Sturdy cabinet stand
- Quick belt release mechanism
- Both sanders come complete with heavy-duty miter gauge and back stop

1 HP Motor



**\$1299.**

## 6" X 48" SANDING BELT KITS

Model	Belt Size	Grit	Units/Kits	Price
SB-648-K-60	6" x 48"	60	2	\$12.99
SB-648-K-80	6" x 48"	80	2	\$12.99
SB-648-K-100	6" x 48"	100	2	\$12.99
SB-648-K-120	6" x 48"	120	2	\$12.99

## 9" STICK-ON ADHESIVE DISC KITS

Model	Disc size	Grit	Units/Kits	Price
SD-9-K-60	9"	60	3	\$7.99
SD-9-K-80	9"	80	3	\$7.99
SD-9-K-100	9"	100	3	\$7.99
SD-9-K-120	9"	120	3	\$7.99



# OPEN DRUM SANDERS

## 16" OPEN DRUM SANDER

KC-1632DS

- 10 Amp. motor
- Drum speed: 1,720 RPM
- 2 1/2" dust chute
- Easy clamping sanding belt loading system

**\$1299.**

Infeed and outfeed tables can be folded down



Metric or imperial digital depth gauge for increased thickness accuracy



With its open ended design this machine can sand a 32" wide piece in 2 passes

With its open ended design this machine can sand a 44" wide piece in 2 passes

## 22" OPEN DRUM SANDER

- Powerful 1.75 HP motor
- 22" x 5" aluminum sanding drum

**\$2199.**



## 10" WET/DRY SHARPENER KIT

KC-4900S

Heavy-duty 1.6 Amp. motor quietly rotates at 115 RPM for maximum precision during sharpening

**\$249.99**



### OPTIONAL 4 PC. ACCESSORY KIT

KM-130 (Short knife jig, long knife jig, scissors jig & axe jig)

**\$69.99**



## OSCILLATING EDGE SANDER

### & ACCESSORIES

## 6" x 108" OSCILLATING EDGE SANDER

KC-6108-OSCM

- Powerful 2 HP motor
- Precision ground cast-iron tables
- Magnetic switch and top mounted emergency stop button
- Comes with miter gauge, work stop, three end-table inserts and three 4-1/2" spindle drums and sanding sleeves (1-1/2", 2" and 3")

**NEW**

## 26" X 12" DUAL DRUM SANDER

KC-26DS

- 3 HP (220V) motor
- 2 speeds (3-20 SFPM)
- Twin 4" dust chutes
- Magnetic safety switch
- Variable feed speed

**\$3699.**

Two 5" aluminum sanding drums are precision balanced and driven by 2 V-belts



### 5" x 120" SANDING BELTS

Model	Belt Size	Grit	Unit	Price
SB-5120-80	5" x 120"	80	1	\$19.99
SB-5120-120	5" x 120"	120	1	\$19.99
SB-5120-150	5" x 120"	150	1	\$19.99
SB-5120-180	5" x 120"	180	1	\$19.99



### 6" x 108" SANDING BELTS

Model	Belt Size	Grit	Unit	Price
SB-6108-60	6" x 108"	60	1	\$22.99
SB-6108-80	6" x 108"	80	1	\$22.99
SB-6108-100	6" x 108"	100	1	\$22.99
SB-6108-120	6" x 108"	120	1	\$22.99

**\$2999.**



## REMOTE POWER CONTROL SYSTEM RC-110 (110V)

- 120° INFRARED RAY RECEIVING ANGLE
- INCLUDES MOUNTING HARDWARE AND 2 AAA BATTERIES



**\$139.99**

## DUST COLLECTORS & ACCESSORIES

### 700 CFM

#### KC-2405C

- Washable 1 micron upper felt dust bag for optimal air flow efficiency and reusable clear plastic lower dust bags (3)
- 4" diameter inlet port



**\$429.**

### 1200 CFM

#### KC-3109C

- 2 HP (220V) motor
- Improved metal impellers for maximum air flow performance
- Comes with wheel castors for portability



**\$599.**

### 600 CFM

#### KC-1105C

- 1 HP motor
- Heavy duty bag
- Comes complete with 10' hose, dust hood, dust hood support and wheel castors for portability



**\$319.99**

### 1 MICRON CANISTER FILTER FOR 1.5, 2 & 3 HP DUST COLLECTORS KDCF-3500

Designed to fit KING dust collectors KC-3105C, KC-3108C, KC-3109C, KC-4043C, KC-4045C and other similar dust collectors. Dimension: 19-3/4" to 20-1/4" I.D. x 25" high



**\$325.**

### DUST COLLECTION HOSE KIT #1 K-1054

- KIT Includes:
- 4" X 10 ft. Wood Dust Collection Hose
  - 4" Universal Dust Hood
  - 2 x 4" Wire Hose Clamps



**\$49.99**

### DUST COLLECTION HOSE KIT #2 K-1055

- KIT Includes:
- 2 x 4" blast gates
  - 4" table saw dust hood
  - 4" universal dust hood
  - 4" Y-fitting
  - 10 x 4" wire hose clamps
  - 2 x 4" X 10 ft. wood dust collection hoses



**\$99.99**

### 2280 CFM KC-4045C

**\$899.**

- 3 HP (220V) motor
- Improved metal impellers are precision balanced and designed for maximum air flow performance
- 4" diameter dust ports accept accessory hoses for attaching up to 3 machines
- Comes with wheel castors for portability



### 3980 CFM KC-5043FX-2 5 HP (220V)

**\$2699.**

### KC-5043FX-6 5 HP (600V)

**\$2999.**

- Improved metal impellers are precision balanced and designed for maximum air flow performance
- 4" diameter dust ports accept accessory hoses for attaching up to 4 machines
- Comes with wheel castors for portability



TOTAL HEIGHT 11 FT.

### 6" x 50' REINFORCED PVC HOSE

6" Lin. Ft. **\$7.99**



### PVC HOSE

K-1034-50 4" Lin. Ft. **\$3.99**

K-1035-50 5" Lin. Ft. **\$5.49**



### CLEAR FLEXIBLE COLLAPSIBLE PVC HOSE

K-1033-50 4" Lin. Ft. **\$3.99**



4" ALUMINUM  
BLAST GATE  
K-1142 **\$23.99**



4" BLAST GATE  
K-1007 **\$9.99**



4" T-FITTING  
K-1013 **\$9.99**



4" Y-FITTING  
K-1015 **\$9.99**



4" ELBOW  
K-1017 **\$9.99**



4" SPLICE  
K-1019 **\$9.99**



1" - 6" UNIVERSAL  
ADAPTOR  
K-1039 **\$9.99**



### WIRE HOSE CLAMPS

4"-K-1317 **\$2.79**

5"-K-1318 **\$3.49**

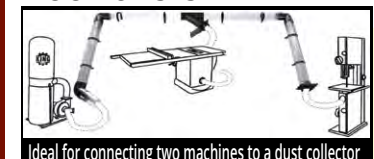


### DUST COLLECTION SEPARATOR with ELBOW K-1056/ K-1017

To maximize the cyclonic air flow in the drum **\$49.99**



### 4" DUST COLLECTION HOOK-UP SYSTEM



Ideal for connecting two machines to a dust collector

### KW-270

- 27 pc Kit includes;
- 4 pc- 4" x 36" Clear tubes
  - 1 pc- 4" x 7" Clear tube
  - 2 pc- 4" 45 degree elbows
  - 2 pc- 4" 90 degree elbows
  - 7 pc- 4" adaptor fittings
  - 2 pc- 4" Blast gates
  - 1 pc- 4" Y-fitting
  - 8 pc- retaining Brackets (including 16 screws and 16 wall plugs)

**\$175.**



### 1 MICRON FELT UPPER BAG

KDCB-3108T-1MIC Fits: KC-3105C, KC-3108C & KC-3109C **\$69.99**



### CLOTH BOTTOM DUST BAG

KDCB-3105B Fits KC-3105C, KC-3108C, KC-3109C **\$59.99**



### SEE THROUGH PLASTIC BOTTOM DUST BAGS

KDCB-5 5 BAGS PER BOX **\$29.99**





## CYCLONE SEPARATOR

### KC-2940S

- Cyclonic force removes 99% of dust and wood chips before it reaches your dust collector
- Recommended for 1.5 to 3 HP dust collectors
- Cyclonic action separates heavy debris from the fine particles and directs them into the steel drum
- 6" Inlet with 2 x 4" adaptor
- 7" Outlet with 6" adaptor, and additional 1" to 6" adaptor included
- Drum bag included

29 Gallon steel drum

Turn your dust collector into a heavy-duty two-stage cyclone dust collection system



**\$399.99**

## DUST COLLECTORS WITH 1 MICRON CANISTER FILTERS

### 700 CFM DUST COLLECTOR WITH CANISTER FILTER KC-2405C/KDCF-2400

- Noise level reading at 36": 75-85 dB
- Static pressure (inch of water): 6.1
- Dust port opening: 4"

1 HP  
7 Amp. @ 120V

1 Micron Canister filter



**\$599.99**

### 1200 CFM DUST COLLECTOR WITH CANISTER FILTER KC-3109C/KDCF-3500

- Noise level reading at 36": 66-77 dB
- Static pressure (inch of water): 9.5
- Dust port opening: 2 x 4" / 1 x 6"

2 HP  
9 Amp. @ 220V

1 Micron Canister filter



**\$899.**

### 2280 CFM DUST COLLECTOR WITH CANISTER FILTERS KC-4045C/KDCF-3500

- Noise level reading at 36": 75-85 dB
- Static pressure (inch of water): 11.8
- Dust port opening: 3 x 4" / 1 x 8"

3 HP  
10 Amp. @ 220V

1 Micron Canister filters



**\$1499.**

## 3 SPEED AIR CLEANERS

2 stage filtration, one disposable electrostatic 5 Microns outer filter and 1 Micron inner two pocket filter

KAC-410  
.9 Amp. motor

Air suction capacity  
410 CFM

**\$289.99**



COMES WITH 3-SPEED REMOTE CONTROL

KAC-1200  
4.2 Amp. motor

Air suction capacity  
720, 1115, 1290 CFM

**\$399.99**



COMES WITH 3-SPEED REMOTE CONTROL

KAC-1400  
3 Amp. motor

Air suction capacity  
950, 1085, 1400 CFM

**\$599.99**



COMES WITH 3-SPEED REMOTE CONTROL

## CYCLONE DUST COLLECTORS & ACCESSORIES

### 1.5 HP CYCLONE DUST COLLECTOR KC-8150C

- Noise level reading at 36": 78 dB
- Static pressure (inch of water): 9.7
- 29 Gallon steel drum with quick release handle and castor wheels for easy disposal
- Complete with 4 locking castor wheels for portability
- Dust port opening: 2 x 4" / 1 x 6"

988/1320 CFM

INCLUDED Remote Control



**\$1899.**

### 2 HP CYCLONE DUST COLLECTOR KC-8200C

- Noise level reading at 36": 78 dB
- Static pressure (inch of water): 10.9
- 29 Gallon steel drum with quick release handle and castor wheels for easy disposal
- Complete with 4 locking castor wheels for portability
- Dust port opening: 2 x 4" / 1 x 7"

1071/1650 CFM

INCLUDED Remote Control



**\$2149.**

### 3 HP CYCLONE DUST COLLECTOR KC-8300C

- Noise level reading at 36": 79 dB
- Static pressure (inch of water): 11
- 54 Gallon steel drum with quick release handle and castor wheels for easy disposal
- Complete with 4 locking castor wheels for portability
- Dust port opening: 3 x 4" / 1 x 8"

1942/2900 CFM

INCLUDED Remote Control




**\$2699.**

### OPTIONAL BAG KITS

KDCB-82  
(Fits: KC-8150C KC-8200C)  
**\$39.**

KDCB-83  
(Fits: KC-8300C)  
**\$59.**



## 5 HP CYCLONE DUST COLLECTOR

### KC-8500C

- Noise level reading at 36": 76 dB
- Static pressure (inch of water): 14.5
- 54 Gallon steel drum with quick release handle and castor wheels for easy disposal
- Complete with 4 locking castor wheels for portability
- Canister filter insulation panels with foam insulation lowers noise level
- Dust port opening: 5 x 4" / 1 x 10"

2701/4400 CFM

Auto Canister Filter Cleaner

INCLUDED Remote Control



**\$4299.**



## 18 GA. X 2" BRAD NAILER KIT

8201NL

- 3/4" to 2" Nail range
- Comes with 1/4" air inlet, oiler, hex. keys, & sturdy carrying case

**NEW & IMPROVED**

ADJUSTABLE AIR DEFLECTOR



**\$59.99**

## 16 GA. X 2-1/2" BRAD NAILER KIT

8225NL

- 3/4" to 2 1/2" Nail range
- Comes with 1/4" air inlet, oiler, hex. keys, & sturdy carrying case

ADJUSTABLE AIR DEFLECTOR



**\$99.99**

## 2" FLOORING STAPLER/ CLEAT NAILER KIT

8260FSN-2

- 1" to 2" Staple range
- 1 1/2" to 2" Cleat nail range
- Comes with mallet, 1/4" air inlet, safety glasses, oiler, hex. keys & sturdy carrying case

**2 in 1**



**\$199.99**

## NAILERS & STAPLERS

### 23 GA. X 1 3/8" HEADLESS PIN NAILER KIT

8223PN

- 1/2" to 1-3/8" Pin range
- Comes with 1/4" Air inlet, 2 removable non-marring tips, oiler, hex. keys and sturdy carrying case

**\$59.99**



### 23 GA. X 2" HEADLESS PIN NAILER KIT

8251PN

- 1/2" to 2" Pin nail range
- Comes with 1/4" Air inlet, 2 removable non-marring tips, oiler, hex. keys and sturdy carrying case

**\$119.99**



### 18 GA. X 1/4" NARROW CROWN STAPLER KIT

8101S

- 3/8" to 1" Staple range
- Comes with 1/4" air inlet, oiler, hex. keys, & sturdy carrying case

**\$59.99**



### 16 GA. X 2" MEDIUM CROWN STAPLER KIT

8216S-2

- 3/4" to 2" Staple range
- Comes with 1/4" air inlet, oiler, hex. keys, & sturdy carrying case

**\$99.99**



### 18 GA. NAILER/ STAPLER KIT

8210NS

- 18 Ga. x 1/4" (3/8" to 1 5/8") stapler
- 18 Ga. (3/4" to 2") nailer
- Comes with 1/4" air inlet, oiler, hex. keys and sturdy carrying case

**\$69.99**



**2 in 1**

ADJUSTABLE AIR DEFLECTOR



ADJUSTABLE AIR DEFLECTOR



ADJUSTABLE AIR DEFLECTOR



ADJUSTABLE AIR DEFLECTOR



8245RN

- 7/8" to 1 3/4" (11 Ga.)
- Comes with 1/4" air inlet, debris shield, safety glasses, oiler, hex. keys and sturdy carrying case

**\$159.99**

ADJUSTABLE AIR DEFLECTOR

## COIL ROOFING NAILER KIT

10



## CLIPPED HEAD FRAMING NAILERS KITS

8228N

Shoots standard 2 3/16" - 3 9/16", 28° - 30° nails

8234N

Shoots standard 2 3/16" - 3 9/16", 34° nails

ADJUSTABLE AIR DEFLECTOR



**\$149.99**

ADJUSTABLE AIR DEFLECTOR



**\$149.99**



## ULTRA-QUIET OIL-FREE AIR COMPRESSORS

### ULTRA-QUIET OIL-FREE AIR COMPRESSOR

KC-2020A

- 3.8 CFM @ 40 PSI
- 2.35 CFM @ 90 PSI
- 125 PSI maximum tank pressure

**2 GALLON  
2 HP (PEAK)**  
(60 Decibels)

3000 hours



**\$259.99** ASME safety valve

### ULTRA-QUIET OIL-FREE AIR COMPRESSOR

KC-4620A

- 3.80 CFM @ 40 PSI
- 2.35 CFM @ 90 PSI
- 125 PSI maximum tank pressure

**4.6 GALLON (2 X 2.3)  
2 HP (PEAK)**  
(60 Decibels)

3000 hours



**\$379.99** ASME safety valve

### ULTRA-QUIET OIL-FREE AIR COMPRESSOR

KC-10020SQ

- 5.6 CFM @ 40 PSI
- 4.4 CFM @ 90 PSI
- 125 PSI maximum tank pressure

**10 GALLON  
3 HP (PEAK)**  
(64 Decibels)

3000 hours



**\$499.99** ASME safety valve

### 5.5 PEAK HP 20 GALLON AIR COMPRESSOR

KC-2051H2

- 150 PSI max pressure
- 7.6 CFM @ 40 PSI
- 6.0 CFM @ 90 PSI
- ASME safety valve

2 cylinder cast iron  
single stage oil  
lubricated pump



**\$775.** ASME safety valve

### 5.5 PEAK HP 24 GALLON AIR COMPRESSOR

KC-3124V2

- 150 PSI max pressure
- 7.6 CFM @ 40 PSI
- 6.0 CFM @ 90 PSI
- ASME safety valve

2 cylinder cast iron  
single stage oil  
lubricated pump



**\$875.** ASME safety valve

### STATIONARY 6.5 PEAK HP 60 GALLON AIR COMPRESSOR

KC-6160V2

- 150 PSI max pressure
- 13.4 CFM @ 40 PSI
- 11.2 CFM @ 90 PSI
- High efficiency reed valves

2 cylinder cast iron  
single stage oil  
lubricated pump



**\$1199.**

### HIGH OUTPUT 6.5 PEAK HP 60 GALLON AIR COMPRESSOR

KC-5160V2

- 150 PSI max pressure
- 22.6 CFM @ 40 PSI
- 18.5 CFM @ 100 PSI
- High efficiency reed valves

3 cylinder cast iron  
single stage oil  
lubricated pump



**\$1599.**

**TIRE INFLATION GUN WITH PRESSURE GAUGE  
K-1630**



**\$23.99**

**COMPRESSOR OIL BOTTLE  
KW-077  
(850ml)**



**\$9.99**

## INDUSTRIAL 2-STAGE AIR COMPRESSORS

### 2-STAGE 5 RUNNING HP 80 GALLON AIR COMPRESSOR

KC-5280V3-MS

- 200 PSI max pressure
- 19 CFM @ 175 PSI

2 cylinder cast iron  
2-stage oil  
lubricated pump



**\$3499.**

### 2-STAGE 7.5 RUNNING HP 80 GALLON AIR COMPRESSOR

KC-7280V3-MS

- 200 PSI max pressure
- 24 CFM @ 175 PSI

2 cylinder cast iron  
2-stage oil  
lubricated pump



**\$3999.**

## ARCTIC FLEX

### RETRACTABLE AIR HOSE REEL WITH HYBRID POLYMER AIR HOSE



- K-5038FRL 50 ft. x 3/8"
- All-Weather Flexibility (-40°C to 65°C)
- Comes with wall mounting

**\$109.99**

### MANUAL AIR HOSE REEL WITH HYBRID POLYMER AIR HOSE



- K-10014FRL 100 ft. x 1/4"
- All-Weather Flexibility (-40°C to 65°C)
- 360° swivel base

**\$109.99**

(-40°C to 65°C)



### HYBRID POLYMER INDUSTRIAL AIR HOSES

#### HYBRID POLYMER INDUSTRIAL AIR HOSES

K-2514H	25' x 1/4"	\$21.99
K-2538H	25' x 3/8"	\$29.99
K-5014H	50' x 1/4"	\$33.99
K-5038H	50' x 3/8"	\$44.99
K-10014H	100' x 1/4"	\$54.99
K-10038H	100' x 3/8"	\$65.99

300 PSI MAXIMUM PRESSURE

### PREMIUM HYBRID POLYMER GARDEN HOSES

150 PSI (Working)  
450 PSI (Burst)



K-5058GH  
5/8" x 50 ft.

**\$45.**

K-10058GH  
5/8" x 100 ft.

**\$77.**

Extreme All-Weather Flexibility Kink resistant







## BENCH GRINDERS

KC-690LN  
• 3450 RPM

**Built-in  
LED lights**

**\$79.99**



KC-890  
• 3450 RPM

**\$145.**



## 8" LOW SPEED BENCH GRINDER WITH LIGHT KC-895LS

Comes complete with diamond wheel dressing tool, tool rests, eye shields, coarse 60 grit and fine 120 grit 8" x 1" white aluminum oxide grinding wheels

**\$159.99**



## 10" BENCH GRINDER KC-1090N

• Powerful 1-1/2 HP, 13 Amp, 1,750 RPM low speed motor  
• Comes with, medium 60 Grit and coarse 36 Grit 10" x 1" grinding wheels

**\$349.99**



**POWERFUL 13 AMP. MOTOR**

## 8" LOW SPEED LONG SHAFT BUFFER KC-899LSB

• 1/2 HP motor - 1,750 RPM  
• Two 8" x 1/2" spiral sewn cloth buffing wheels


**\$159.99**



## 12" DOVETAIL JIG K-2796

• Handles materials from 5/16" to 1 1/4" thick, and widths up to 12"  
• Unit includes 1/2" aluminum template

**\$119.99**



## 1.5 HP (220V) Direct Drive Motor

## 12" HEAVY-DUTY BENCH GRINDER WITH FLOOR STAND KC-1295

• Cast-iron wheel guards and dust vents with 2-1/2" T-fitting adaptor for dust collection  
• Built-in cast-iron quench tray, 36 Grit and 60 Grit 12" x 2" grinding wheels

**\$1699.**



## MAGNETIC SWITCHES



Comes with padlock and 2 spare keys

KMAG-110-811	110V (8-11 Amp.)
KMAG-110-1114	110V (11-14 Amp.)
KMAG-110-1417	110V (14-17 Amp.)
KMAG-220-811	220V (8-11 Amp.)
KMAG-220-1114	220V (11-14 Amp.)
KMAG-220-1417	220V (14-17 Amp.)
KMAG-220-1721	220V (17-21 Amp.)

Comes with twist lock emergency stop button

**\$129.99 ea.**

## ROUTER REDUCER COLLARS

XL-314

**\$49.99**



XL-312

**\$49.99**



## 4 PC. INSERT RING KITS

Zero Clearance

XL-074

**\$99.99**



(1/4", 1/2", 1-3/8", 2-1/2")

XL-076

**\$99.99**



## ROUTER LIFT WITH HEIGHT LOCK XL-125

11-3/4" x 9-1/4" anodized aluminum top plate

**\$649.**



## PHENOLIC ROUTER INSERT PLATE XL-114

11-3/4" x 9-1/4"

**\$99.99**

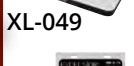



## Router Table Kits

### ROUTER TABLE KIT XL-200MEP

Kit includes:

- XL-080- Router Table Fence
- XL-049- MDF Table
- XL-114- Phenolic Router Insert Plate
- XL-085- Floor Stand with Switch

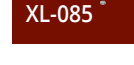
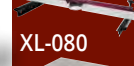
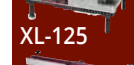


**\$899.**

### DELUXE ROUTER TABLE KIT XL-200C

Kit includes:

- XL-125- Router Lift
- XL-080- Router Table Fence
- XL-075- Cast-iron Table
- XL-130- Universal Dust Collection Kit
- XL-085- Floor Stand with Switch



**\$1999.13**



# WOOD BANDSAWS & ACCESSORIES

## 10" WOOD BANDSAW KC-1002C

- Powerful 1/2 HP 120V motor
- Table size with extensions 13-3/8" x 13-1/8"
- Dust chute accepts 2", 2-1/2" and 4" dust collector hoses
- Comes complete with miter gauge, rip fence, adjustment wrench and hex. keys



**\$399.99**

Model	Length	Width	TPI	Thickness	Price
KBB-1018-14	67 1/2"	1 1/8"	14	.020"	\$24.99
KBB-1014-6	67 1/2"	1 1/4"	6	.020"	\$24.99
KBB-1038-6	67 1/2"	3/8"	6	.020"	\$24.99
KBB-1012-6	67 1/2"	1 1/2"	6	.020"	\$24.99

## 12" WOOD BANDSAW KC-1202FX

- Powerful 3/4 HP 120V motor
- Large 18-7/8" x 15-3/8" tilting table with rack & pinion adjustment
- Circle cutting guide for diameters up to 23-1/2"
- Dust chute accepts 2", 3" and 4" dust collector hoses
- Comes complete with cast aluminum miter gauge, rip fence with 5" high face, push stick, adjustment wrench and hex. keys



**\$799.**

Model	Length	Width	TPI	Thickness	Price
KBB-1218-14	88 3/16"	1 1/8"	14	.025"	\$29.99
KBB-1236-10	88 3/16"	3/16"	10	.025"	\$29.99
KBB-1214-6	88 3/16"	1/4"	6	.025"	\$29.99
KBB-1238-6	88 3/16"	3/8"	6	.025"	\$29.99
KBB-1212-6	88 3/16"	1 1/2"	6	.025"	\$29.99

## 14" WOOD BANDSAW WITH 12" RESAW CAPACITY KC-1502FXB

- 2 speeds (2300-3250) SFPM
- Cast-iron table tilts 45° to the right
- Motor, blade, miter gauge and precision "TRU-RIP" aluminum rip fence with resaw guide included

20" x 16" cast iron table  
12.8 Amp. @ 110V  
6.2 Amp. @ 220V  
Pre-wired to 110V

220Volt CONVERSION KIT  
KW-220-1502  
For: KC-1502FXB



**\$99.99**

**\$1999.**

Model	Length	Width	TPI	Thickness	Price
KBB-1514-6	112"	1 1/4"	6	.025"	\$29.99
KBB-1538-6	112"	3/8"	6	.025"	\$29.99
KBB-1512-4	112"	1 1/2"	4	.025"	\$29.99
KBB-1534-3	112"	3/4"	3	.025"	\$34.99
KBB-1510-2	112"	1"	2	.032"	\$34.99



## 17" WOOD BANDSAW KC-1702FXB

- 2 speeds (1600/3300) SFPM
- Rack and pinion height adjustment system
- Cast-iron table tilts 10° to the left & 45° to the right
- Miter gauge system

17" x 17" cast iron table  
14 Amp. @ 110V - 7 Amp. @ 220V  
Pre-wired to 110V

New improved upper & lower blade guide system



**\$2299.**

Model	Length	Width	TPI	Thickness	Price
KBB-1714-6	131 5/8"	1 1/4"	6	.025"	\$29.99
KBB-1738-6	131 5/8"	3/8"	6	.025"	\$29.99
KBB-1712-4	131 5/8"	1 1/2"	4	.025"	\$29.99
KBB-1734-3	131 5/8"	3/4"	3	.025"	\$39.99
KBB-1710-2	131 5/8"	1"	2	.032"	\$39.99

## 21" WOOD BANDSAW KC-2102FXB

- 2 speeds (1890/3800) SFPM
- Cast-iron table tilts 10° to the left & 45° to the right
- Rack and pinion height adjustment system
- Miter gauge system

21" x 21" cast iron table  
16 Amp. @ 110V - 8 Amp. @ 220V  
Pre-wired to 220V

New improved upper & lower blade guide system



**\$2999.**

Model	Length	Width	TPI	Thickness	Price
KBB-2114-6	152 1/8"	1 1/4"	6	.025"	\$34.99
KBB-2138-6	152 1/8"	3/8"	6	.025"	\$34.99
KBB-2112-4	152 1/8"	1 1/2"	4	.025"	\$34.99
KBB-2134-3	152 1/8"	3/4"	3	.032"	\$39.99
KBB-2110-2	152 1/8"	1"	2	.032"	\$39.99

## 17" VARIABLE SPEED WOOD & METAL CUTTING BANDSAW KC-1700WM-VS

- Variable speeds (wood): 540-3600 SFPM
- Variable speeds (metal): 100-650 SFPM
- Voltage (input power): 220V, 1 phase, 60 Hz
- Cast-iron table tilts 5° to the left & 45° to the right

23 1/2" x 17" cast iron table  
2 HP 7 Amp. @ 220V



**\$4499.**

Comes with: a 1/2" x 6 TPI wood cutting blade, 1/2" x 10 TPI metal cutting blade, laser guide, work lamp, miter gauge and a precision "TRU-RIP" aluminum rip fence with resaw guide



## HOLLOW CHISEL MORTISERS

### 5/8" HOLLOW CHISEL MORTISER WITH TILTING HEAD

#### MA-1050ST

- Powerful 3/4 HP motor
- Includes sleeve adaptors which accept 5/8" and 3/4" diameter chisel shanks
- Comes complete with mortising chisel and bit set (1/4", 5/16", 3/8" & 1/2"), 1/2" chuck and key, column mounted hold down, pair of 9 position table hold downs and quick release vise

HEAD TILTS FROM 0° TO 30° TO THE RIGHT AND LEFT

**\$759.**

#### OPTIONAL STAND

##### SS-1050ST

**\$149.**

### 1" HOLLOW CHISEL MORTISER WITH TILTING HEAD

#### MA-1075ST

- Powerful 1 HP 110V/220V dual voltage motor
- 1/4" to 1" chisel and bit capacity
- Large longitudinal and transversal 19" x 12-1/2" sliding table reclamping of the workpiece
- Includes chisel adaptor bushings which accept 5/8" and 3/4" diameter chisel shanks
- Comes complete with mortising chisel and bit set (1/4", 3/8", 1/2" & 3/4"), chisel adaptor bushings, 1/2" chuck and key

HEAD TILTS FROM 0° TO 30° TO THE RIGHT AND LEFT

#### OPTIONAL STAND

##### SS-1075ST

**\$499.**

**\$2499.**

## INDUSTRIAL WOODWORKING SHAPER

### KC-351S

- Spindle travels a full 3"
- Spindle speeds, 8,000 & 10,000 RPM
- Comes complete with 1/2" & 3/4" interchangeable spindles, 1/4" & 1/2" router bit adaptors and a miter gauge



**\$2199.**

### 3/4" UNIVERSAL SHAPER CUTTERHEAD WITH 13 INTERCHANGEABLE PROFILE CUTTERS

#### KW-091

**\$239.99**

Powerful 3 HP motor (220V)

### 13-SPINDLE LINE BORING MACHINE

#### KC-1300BM

- Powerful 1.5 HP 110V motor
- Designed for simultaneous multi-hole line boring or drilling, ideal for cabinet makers or shelving applications
- 13 spindles spaced 1-1/4" on centre, allowing drilling up to 13 evenly spaced holes
- Fully adjustable aluminum fence with work stops at each end to line up workpiece from the right or left to perform parallel boring patterns
- Indexing pins allow correct spindle alignment for resuming line boring operations in long workpieces

Large 31-1/2" x 15-3/4" melamine table top

**\$2999.**

### BLUM® HINGE BORING HEAD ATTACHMENT

#### KW-162

- Blum style 45mm-9.5mm three-hole pattern
- 3 spindle heads (rotation-2 left/1 right)
- Can be used with or without the 8mm boring bits
- Comes with 35mm hinge bring bit, 8mm boring bits (1 left/1 right), link-bar and adjustment wrench

**\$849.**

ADJUSTABLE HEIGHT STOP AND DEPTH

ADJUSTABLE FENCE WORK STOPS AND EXTENSION WORK STOPS

## POWER FEEDERS

### KPF-30V

- 3 1/8" roller diameter
- 1 3/16" roller width

1.2 AMP. MOTOR  
VARIABLE SPEED

**\$699.**

### KPF-32

- 3 1/8" roller diameter
- 1 3/16" roller width

2.5 AMP. MOTOR

**\$999.**

### KPF-34

- 4 3/4" roller diameter
- 2 1/4" roller width

6.2 AMP. MOTOR (220V)

**\$1899.**



# DRILL PRESSES & ACCESSORIES

## THE MOST INNOVATIVE DRILL PRESSES EVER!

### NOVA VIKING 16" NOVA VIKING DVR DRILL PRESS 83705

#### 16" NOVA VIKING BENCHTOP DVR DRILL PRESS 83702

- Powerful direct drive 1 HP high torque motor with no pulleys or belts
- Spindle taper MT #2
- Comes with 5/8" drill chuck & key, firmware USB cable



**\$1599.99**

Safety Guard with Limit Switch



**83750**  
Fits #83702 & #83705  
**\$399.**

- Powerful direct drive 1 HP high torque motor with no pulleys or belts
- Spindle taper MT #2
- Comes with 5/8" drill chuck & key, firmware USB cable

**\$1799.**

### 18" NOVA VOYAGER DVR DRILL PRESS 58006

Safety Guard with Limit Switch



**58501**  
Fits #58006  
**\$399.**

- Powerful direct drive 1.75 HP high torque motor with no pulleys or belts
- Spindle taper MT #2
- Comes with 5/8" drill chuck & key, firmware USB cable

**\$2499.**

### 29 PC. TITANIUM DRILL BIT SET KDB-29T

29 (1/16"-1/2" x 1/64")

**\$39.99**



### 22" DRILL PRESS



**DRILL PRESS CHUCK SAFETY GUARD  
KM-122**  
Fits KC-122FC  
**\$29.99**

### 22" DRILL PRESS with SAFETY GUARD & LIMIT SWITCH



- KC-122FC**
- 12.5 Amp. motor
  - 1 1/4" capacity
  - Spindle taper MT #4
  - 12 speeds (180-4200 RPM)
  - 4 3/4" stroke
  - 3/4" chuck

**\$1299.**

- KC-122FC-LS**
- 12.5 Amp. motor
  - 1 1/4" capacity
  - Spindle taper MT #4
  - 12 speeds (180-4200 RPM)
  - 4 3/4" stroke
  - 3/4" chuck

**\$1399.**

### 17" DRILL PRESS

#### KC-118FC

- 12.5 Amp. motor
- 16 speeds (240-3400 RPM)
- 17" swing
- 3 1/4" stroke
- 5/8" chuck

**\$799.**

### 17" DRILL PRESS with SAFETY GUARD & LIMIT SWITCH

#### KC-118FC-LS

- 12.5 Amp. motor
- 16 speeds (240-3400 RPM)
- 17" swing
- 3 1/4" stroke
- 5/8" chuck

**\$899.**

## Digital Readout

### 12" BENCH VARIABLE SPEED DRILL PRESS KC-12HS-VS

- Powerful 1/2 HP, 5 Amp.
- Variable speeds (580 - 3200 RPM)
- Comes with 5/8" drill chuck, chuck key, onboard chuck key storage and adjustment hex. keys



**\$499.99**



### 15" FLOOR VARIABLE SPEED DRILL PRESS KC-15HS-VS

- Powerful 3/4 HP, 8.6 Amp. motor
- 4" stroke capacity allows drilling workpieces up to 4" thick
- Variable speeds 2 (280 - 1100/ 900-3300) RPM
- Comes with 5/8" drill chuck, chuck key, onboard chuck key storage and adjustment hex. keys

**\$699.99**

### 17" LONG STROKE DRILL PRESS with SAFETY GUARD



**LONG 6" STROKE**

#### KC-119FC-LS

- 12.5 Amp. motor
- 12 speeds (255-2750 RPM)
- Spindle taper MT #3
- 16 15/16" swing
- 6" stroke
- 3/4" chuck

**\$1099.**

#### DRILL PRESS CHUCK SAFETY GUARD KM-118

Fits KC-118FC

**\$29.99**

### 15" VARIABLE SPEED INDUSTRIAL DRILL PRESS

Variable speed handwheel with digital readout

Safety guard with limit switch protection



**LONG 6" STROKE**

#### KC-30HS-VS

- Powerful 1 HP motor
- E-stop 2 step activation safety switch with line voltage interruption
- Variable speeds: 400-5,000 RPM
- 5/8" drill chuck and key

**\$2999.**

## WOOD MORTISING ATTACHMENT

#### MA-511

Kit comes with chisel holder, holddown arms, holddown bracket, fence, ring bushing adaptors, 4 pc. 1/2" shank mortising chisels & bits and carrying case

**\$119.99**



## DRILL PRESS VISES

KPV-3  
3" **\$19.99**

KPV-5  
5" **\$44.99**

KPV-4  
4" **\$29.99**

KPV-6  
6" **\$59.99**



## CROSS SLIDE VISES

Makes lateral or longitudinal adjustments simple

KCV-4N 4" **\$79.99** KCV-5N 5" **\$99.99** KCV-6N 6" **\$129.99**



We reserve the right to limit quantities. We reserve the right to correct any typographical and pictorial errors without notice. Articles may vary from illustration shown. Some retailers may not stock all products due to space restrictions and product availability.