

SPRING & SUMMER 2026

PRICES IN EFFECT UNTIL JUNE 30TH, 2026

10" CABINET TABLE SAW

KC-10HCX

Riving knife blade guard with anti-kickback fingers and laser guide

Cast iron table extensions designed to increase the rip capacity from 30" to 50"



1.75 HP Motor

\$1399.

50" RIP CAPACITY BARS KIT
KRF-H50
\$99.

MELAMINE EXTENSION TABLE FOR KC-10HCX
EXT-5050
\$199.

DADO INSERT FOR KC-10HCX
KW-166
\$59.

240V SWITCH FOR KC-10HCX
KW-240-10HCX
\$89.

13" PLANER WITH HELICAL CUTTERHEAD

KC-13HPC

- Powerful 15 Amp. motor
- Pre-set depth stops for repeat cuts at 1/8", 1/4", 1/2", 3/4", 1", 1-1/4", 1-1/2" and 1-3/4"

HELICAL CUTTERHEAD WITH 26 CUTTER INSERTS



\$699.99

1200 CFM DUST COLLECTORS

- Noise level reading at 36": 66-77dB
- Static pressure (inch of water): 9.5
- Dust port opening: 2 x 4" / 1 x 6"

1 Micron canister filter, offering optimum air flow



\$499.
KC-3105C

\$699.
KC-3105C/KDCF-3500

USE WHAT THE PROS USE



22" OPEN DRUM SANDER

KC-2244DS

- Powerful 1.75 HP motor
- 22" x 5" aluminum sanding drum

With its open ended design this machine can sand a 44" wide piece in 2 passes

WOW

\$1899.

Model	Belt Size	Grit	Unit	Price
SB-3127-80	3" x 127 3/4"	80	1	\$15.00
SB-3127-120	3" x 127 3/4"	120	1	\$15.00

14" WOOD CUTTING BANDSAW WITH RIP FENCE AND RESAW GUIDE

KC-1435FXR
• 7.5 Amp. motor

RIP FENCE SYSTEM WITH RESAW GUIDE
RF-1433R
With the purchase of # KC-1435FXR



RISER BLOCK KIT KW-049
Comes complete with a 105" blade



NEOPRENE WHEEL PROTECTOR FOR 14" WOOD BANDSAWS
KW-094



\$1199.

BENCHTOP JOINTERS

6" BENCHTOP JOINTER WITH HELICAL CUTTERHEAD
KC-6HJC

\$425.

Powerful 1 HP motor

HELICAL CUTTERHEAD WITH 12 CUTTER INSERTS



8" BENCHTOP JOINTER WITH HELICAL CUTTERHEAD
KC-8HJC

\$599.

Powerful 1 HP motor

HELICAL CUTTERHEAD WITH 16 CUTTER INSERTS



10" BENCHTOP JOINTER WITH HELICAL CUTTERHEAD
KC-10HJC

\$999.

Powerful 1 HP motor

HELICAL CUTTERHEAD WITH 22 CUTTER INSERTS

- Comes with 2 safety push blocks, cutter insert adjustment Torx key and adjustment hex. keys
- Cutterhead speed 12,000 RPM

REPLACEMENT HELICAL CUTTER INSERT KIT (10 PCS)
KW-204
FITS: KC-6HJC, KC-8HJC & KC-13HPC



\$59.99

nova™
nova VIKING
BY/PAID: KING INDUSTRIAL dvr™

16" NOVA VIKING BENCHTOP DVR DRILL PRESS
83702

- Powerful direct drive 1 HP high torque motor with no pulleys or belts
- Spindle taper MT #2
- Comes with 5/8" drill chuck & key, firmware USB cable



\$1599.99

THE MOST INNOVATIVE DRILL PRESSES EVER!

16" NOVA VIKING DVR DRILL PRESS
83705

Safety Guard with Limit Switch



\$399.

- Powerful direct drive 1 HP high torque motor with no pulleys or belts
- Spindle taper MT #2
- Comes with 5/8" drill chuck & key, firmware USB cable

\$1799.

ULTRA-QUIET OIL-FREE AIR COMPRESSORS

3 GALLON ULTRA-QUIET OIL-FREE AIR COMPRESSOR

KC-1030A

- 3.5 CFM @ 40 PSI
- 2.8 CFM @ 90 PSI
- 135 PSI maximum tank pressure

3 GALLON
1.1 HP (PEAK)

(64 Decibels)



\$199.99

ULTRA-QUIET OIL-FREE AIR COMPRESSOR

KC-2020A

- 3.80 CFM @ 40 PSI
- 2.35 CFM @ 90 PSI
- 125 PSI maximum tank pressure

2 GALLON
2 HP (PEAK)

(60 Decibels)



\$259.99

ULTRA-QUIET OIL-FREE AIR COMPRESSOR

KC-4620A

- 3.80 CFM @ 40 PSI
- 2.35 CFM @ 90 PSI
- 125 PSI maximum tank pressure

4.6 GALLON (2 X 2.3)
2 HP (PEAK)

(60 Decibels)



\$379.99

ULTRA-QUIET OIL-FREE AIR COMPRESSOR

KC-10020SQ

- 5.6 CFM @ 40 PSI
- 4.4 CFM @ 90 PSI
- 125 PSI maximum tank pressure

10 GALLON
3 HP (PEAK)

(64 Decibels)



\$499.99

AIR COMPRESSORS

Proudly Canadian



5.5 PEAK HP 20 GALLON AIR COMPRESSOR

KC-2051H2

- 150 PSI max pressure
- 7.6 CFM @ 40 PSI
- 6.0 CFM @ 90 PSI
- ASME safety valve

2 cylinder cast iron
single stage oil
lubricated pump



\$799.

5.5 PEAK HP 24 GALLON AIR COMPRESSOR

KC-3124V2

- 150 PSI max pressure
- 7.6 CFM @ 40 PSI
- 6.0 CFM @ 90 PSI
- ASME safety valve

2 cylinder cast iron
single stage oil
lubricated pump



\$899.

STATIONARY 6.5 PEAK HP 60 GALLON AIR COMPRESSOR

KC-6160V2

- 150 PSI max pressure
- 13.4 CFM @ 40 PSI
- 11.2 CFM @ 90 PSI
- High efficiency reed valves

2 cylinder cast iron
single stage oil
lubricated pump



\$1199.

HIGH OUTPUT 6.5 PEAK HP 60 GALLON AIR COMPRESSOR

KC-5160V2

- 150 PSI max pressure
- 22.6 CFM @ 40 PSI
- 18.5 CFM @ 100 PSI
- High efficiency reed valves

3 cylinder cast iron
single stage oil
lubricated pump



\$1599.

INDUSTRIAL 2-STAGE AIR COMPRESSORS

2-STAGE 5 RUNNING HP 80 GALLON AIR COMPRESSOR

KC-5280V3-MS

- 200 PSI max pressure
- 19 CFM @ 175 PSI

2 cylinder cast iron
2-stage oil
lubricated pump



\$3599.

2-STAGE 7.5 RUNNING HP 80 GALLON AIR COMPRESSOR

KC-7280V3-MS

- 200 PSI max pressure
- 24 CFM @ 175 PSI

2 cylinder cast iron
2-stage oil
lubricated pump



\$3999.

TIRE INFLATION GUN WITH PRESSURE GAUGE K-1630



\$23.99

COMPRESSOR OIL BOTTLE KW-077 (850ml)



\$9.99

ARCTIC FLEX

RETRACTABLE AIR HOSE REEL WITH HYBRID POLYMER AIR HOSE



- K-5038FRL 50 ft. x 3/8"
- All-Weather Flexibility (-40°C to 65°C)
- Comes with wall mounting

\$109.99

MANUAL AIR HOSE REEL WITH HYBRID POLYMER AIR HOSE



- K-10014FRL 100 ft. x 1/4"
- All-Weather Flexibility (-40°C to 65°C)
- 360° swivel base

\$109.99

(-40°C
to
65°C)




HYBRID POLYMER INDUSTRIAL AIR HOSES

HYBRID POLYMER INDUSTRIAL AIR HOSES		
K-2514H	25' x 1/4"	\$21.99
K-2538H	25' x 3/8"	\$29.99
K-5014H	50' x 1/4"	\$33.99
K-5038H	50' x 3/8"	\$44.99
K-10014H	100' x 1/4"	\$54.99
K-10038H	100' x 3/8"	\$65.99

300 PSI MAXIMUM PRESSURE

PREMIUM HYBRID POLYMER GARDEN HOSES

150 PSI (Working)
450 PSI (Burst)



K-5058GH
5/8" x 50 ft.

\$45.



K-10058GH
5/8" x 100 ft.

\$77.

Extreme All-Weather Flexibility Kink resistant

NAILERS & STAPLERS

23 GA. X 1 3/8" HEADLESS PIN NAILER KIT

8223PN

- 1/2" to 1-3/8" Pin range
- Comes with 1/4" Air inlet, 2 removable non-marring tips, oiler, hex. keys and sturdy carrying case

\$59.99



ADJUSTABLE AIR DEFLECTOR

23 GA. X 2" HEADLESS PIN NAILER KIT

8251PN

- 1/2" to 2" Pin nail range
- Comes with 1/4" Air inlet, 2 removable non-marring tips, oiler, hex. keys and sturdy carrying case

\$119.99



ADJUSTABLE AIR DEFLECTOR

18 GA. X 1/4" NARROW CROWN STAPLER KIT

8101S

- 3/8" to 1" Staple range
- Comes with 1/4" air inlet, oiler, hex. keys, & sturdy carrying case

\$59.99



ADJUSTABLE AIR DEFLECTOR

16 GA. X 2" MEDIUM CROWN STAPLER KIT

8216S-2

- 3/4" to 2" Staple range
- Comes with 1/4" air inlet, oiler, hex. keys, & sturdy carrying case

\$99.99



ADJUSTABLE AIR DEFLECTOR

18 GA. NAILER/STAPLER KIT

8210NS

- 18 Ga. x 1/4" (3/8" to 1 5/8") stapler
- 18 Ga. (3/4" to 2") nailer
- Comes with 1/4" air inlet, oiler, hex. keys and sturdy carrying case

\$69.99 2 in 1



18 GA. X 2" BRAD NAILER KIT

8201NL

- 3/4" to 2" Nail range
- Comes with 1/4" air inlet, oiler, hex. keys, & sturdy carrying case

NEW & IMPROVED



ADJUSTABLE AIR DEFLECTOR

\$59.99

16 GA. X 2-1/2" BRAD NAILER KIT

8225NL

- 3/4" to 2 1/2" Nail range
- Comes with 1/4" air inlet, oiler, hex. keys, & sturdy carrying case



ADJUSTABLE AIR DEFLECTOR

\$99.99

2" FLOORING STAPLER/CLEAT NAILER KIT

8260FSN-2

- 1" to 2" Staple range
- 1 1/2" to 2" Cleat nail range
- Comes with mallet, 1/4" air inlet, safety glasses, oiler, hex. keys & sturdy carrying case

2 in 1



\$199.99

CLIPPED HEAD FRAMING NAILERS KITS

8228N

- Shoots standard 2 3/16" - 3 9/16"
- 28° - 30° nails

8234N

- Shoots standard 2 3/16" - 3 9/16", 34° nails



ADJUSTABLE AIR DEFLECTOR

ADJUSTABLE AIR DEFLECTOR

\$149.99

\$149.99

8245RN

- 7/8" to 1 3/4" (11 Ga.)
- Comes with 1/4" air inlet, debris shield, safety glasses, oiler, hex. keys and sturdy carrying case

\$159.99

COIL ROOFING NAILER KIT



ADJUSTABLE AIR DEFLECTOR

Stands alone in its class



10" JOBSITE TABLESAW WITH FOLDING STAND

KC-5100NS

Large 22-1/4" x 28-3/4" cast aluminum table with extendable rails - up to 25" rip capacity

- Blade tilts 0° to 45°
- Comes with 10" x 40 tooth blade, rip fence, miter gauge, Standard and Dado table inserts, push stick and wrenches

\$399.99



15 Amp.
motor
4400 RPM

6-1/2" VARIABLE SPEED PLUNGE CUT TRACK SAW

KC-8365

- Powerful 12 Amp. 120V variable speed "soft-start" motor with "constant torque" technology
- Comes with efficient 1L dust management system, dust bag, dust chute, set of carbon brushes and hex. key with on cord storage



\$349.99

This Plunge Cut Track Saw accepts Makita®, Dewalt®, Kreg® or Festool® 6-1/2" x 20mm arbor blades

50" Track KW-300

\$79.99

Storage Bag KW-301

\$29.99

Track Connector kit KW-302

\$29.99

2 Pc. Clamp Kit KW-303

\$39.99

TABLE SAWS & ACCESSORIES

10" CABINET TABLE SAWS

- Riving knife system for maximum operator safety
- Comes with 10" x 40 tooth carbide tipped saw blade, cast-iron miter gauge, standard and dado inserts, push stick, storage hooks and hex. keys

KC-10KX/U30
30" RIP

\$1999.

KC-10KX/U50
50" RIP

\$2099.



OPTIONAL KXL-1015

OVERARM BLADE COVER SYSTEM WITH DUST COLLECTION



\$579.99

OPTIONAL

1 1/2" VACUUM HOSE KIT KW-161
\$149.

OPTIONAL MELAMINE EXTENSION TABLE KIT EXT-5052

Fits: KC-10JCS, KC-26FXT & KC-10KX

\$229.

EXCELSIOR INDUSTRIAL RIP FENCE SYSTEMS

XL-U30 30" RIP **\$449.**

XL-U50 50" RIP **\$499.**

Magnetic safety switch

OPTIONAL Accessories

30" INDUSTRIAL RIP FENCE SYSTEM KRF-i30



\$499.

50" INDUSTRIAL RIP FENCE SYSTEM KRF-i50



\$599.

INDUSTRIAL ROUTER TABLE AND FENCE ATTACHMENT KRT-100



\$929.

TENONING JIG K-1500
Fits cabinet saws and contractor saws



\$155.

8" DADO BLADE SET KSC-8000
• Carbide-Tipped 24 tooth ATB-R Dado blades
• Cuts grooves from 1/8" to 13/16" wide
• 5/8" Arbor, 7,000 RPM max.
• Comes with 14 pc. Dado Shim Set



\$119.99

HEAVY-DUTY UNIVERSAL MOBILE BASE FOR TABLE SAWS KMB-1390X

\$279.99



900 lbs. Max.

12" RADIAL ARM SAW KC-12RAS

(220V, 1 PHASE)

- Powerful 2 HP, 220V single phase motor
- Precision indexing with positive stops at 22.5°, 45° and 90° for accurate bevel cuts
- Two 4" Dust chute for dust collector hook-up
- Includes 12" negative rake blade, blade arbor laser guide attachment, adjustment wrenches and hex.



\$3999.

6" JOINTER KC-61FX

- Powerful 1 HP motor
- 6 3/4" x 46" table size
- 29" x 5" fence size



6" JOINTER WITH SPIRAL CUTTERHEAD KC-65FX

- Powerful 1 HP motor
- A spiral cutterhead makes 50% less noise

4 Row spiral cutterhead with 26 replaceable cutter inserts



New and improved model with mobile base and switch mounted on a post for easy access

New and improved model with mobile base and switch mounted on a post for easy access

\$999.

\$1599.

MAGNETIC & MICRO ADJUSTABLE KNIFE JIG ALIGNMENT KIT KKC-50

\$59.99



KNIFE JIG ALIGNMENT KIT KKC-60

\$49.99



For Jointers

EXTENDABLE UNIVERSAL MOBILE BASE KMB-1250

\$69.99



500 lbs. Max.

INDUSTRIAL MOBILE BASE KMB-1290

\$139.99



900 lbs. Max.

8" INDUSTRIAL JOINTER KC-203C

- Powerful 2 HP motor
- 9" x 73" table size
- 35" x 5" fence size



H.S.S. & CARBIDE JOINTERS KNIVES

Model	Blade Material	Size	Unit/Kits	Price
KKC-6	H.S.S.	6"	3	\$39.99
KKC-8	H.S.S.	8"	3	\$59.99
KKC-120	H.S.S.	12"	3	\$99.99

\$1699.

PARALLELOGRAM JOINTERS

6" PARALLELOGRAM JOINTER KC-70FX

- Powerful 2 HP motor
- 6" x 55 1/2" table size
- 36" x 5" fence size



6" PARALLELOGRAM JOINTER WITH SPIRAL CUTTERHEAD KC-75FX

- Powerful 2 HP motor
- A spiral cutterhead makes 50% less noise
- Parallelogram table adjustment system

4 Row spiral cutterhead with 32 replaceable cutter inserts



\$1299.

\$1899.

8" PARALLELOGRAM JOINTER KC-80FX

- Powerful 2 HP motor
- 8" x 76 1/2" table size
- 36" x 5" fence size

8" PARALLELOGRAM JOINTER WITH SPIRAL CUTTERHEAD KC-85FX

- Powerful 2 HP motor
- A spiral cutterhead makes 50% less noise

4 Row spiral cutterhead with 36 replaceable cutter inserts



\$1799.

\$2199.

12" INDUSTRIAL JOINTER/PLANER WITH SPIRAL CUTTERHEAD KC-12HJPC

- Powerful 3 HP motor
- A spiral cutterhead makes 50% less noise
- Large 43" x 6" aluminum extruded fence pivots 0-45°
- Comes with 2 push blocks, set of 5 replacement cutter inserts, 2 T25 Torx screwdrivers and adjustment hex. keys



COMBO



Shown here in planer mode

5 Row spiral cutterhead with 60 replaceable cutter inserts



WOW
\$3799.

CANADIAN WOODWORKING
READERS' CHOICE
MACHINE
OF THE YEAR
2021
& HOME IMPROVEMENT

12" PARALLELOGRAM JOINTERS KC-120FX (220V, 1phase, 60Hz) KC-120FX-5 (550V, 3 phase, 60Hz)

- Powerful 3 HP motor
- 84" x 13" table size
- 36" x 5" fence size

\$3999.

12" PARALLELOGRAM JOINTERS WITH SPIRAL CUTTERHEAD KC-125FX

(220V, 1phase, 60Hz)

\$4499.

KC-125FX-5

(550V, 3 phase, 60Hz)

\$4599.

- Powerful 3 HP motor
- Easy set-up (Carbide cutter inserts)
- A spiral cutterhead makes 50% less noise



4 Row spiral cutterhead with 52 replaceable cutter inserts



HOLLOW CHISEL MORTISERS

5/8" HOLLOW CHISEL MORTISER WITH TILTING HEAD

MA-1050ST

- Powerful 3/4 HP motor
- Includes sleeve adaptors which accept 5/8" and 3/4" diameter chisel shanks
- Comes complete with mortising chisel and bit set (1/4", 5/16", 3/8" & 1/2"), 1/2" chuck and key, column mounted hold down, pair of 9 position table hold downs and quick release vise

HEAD TILTS FROM 0° TO 30° TO THE RIGHT AND LEFT

\$799. \$2199.

OPTIONAL STAND

SS-1050ST

\$149.

1" HOLLOW CHISEL MORTISER WITH TILTING HEAD

MA-1075ST

- Powerful 1 HP 110V/220V dual voltage motor
- 1/4" to 1" chisel and bit capacity
- Large longitudinal and transversal 19" x 12-1/2" sliding table reclamping of the workpiece
- Includes chisel adaptor bushings which accept 5/8" and 3/4" diameter chisel shanks
- Comes complete with mortising chisel and bit set (1/4", 3/8", 1/2" & 3/4"), chisel adaptor bushings, 1/2" chuck and key

HEAD TILTS FROM 0° TO 30° TO THE RIGHT AND LEFT

OPTIONAL STAND

SS-1075ST

\$499.

\$2499.

INDUSTRIAL WOODWORKING SHAPER

KC-351S

- Spindle travels a full 3"
- Spindle speeds, 8,000 & 10,000 RPM
- Comes complete with 1/2" & 3/4" interchangeable spindles, 1/4" & 1/2" router bit adaptors and a miter gauge



Powerful 3 HP motor (220V)

3/4" UNIVERSAL SHAPER CUTTERHEAD WITH 13 INTERCHANGEABLE PROFILE CUTTERS

KW-091

\$239.99

13-SPINDLE LINE BORING MACHINE

KC-1300BM

- Powerful 1.5 HP 110V motor
- Designed for simultaneous multi-hole line boring or drilling, ideal for cabinet makers or shelving applications
- 13 spindles spaced 1-1/4" on centre, allowing drilling up to 13 evenly spaced holes
- Fully adjustable aluminum fence with work stops at each end to line up workpiece from the right or left to perform parallel boring patterns
- Indexing pins allow correct spindle alignment for resuming line boring operations in long workpieces

Large 31-1/2" x 15-3/4" melamine table top

BLUM® HINGE BORING HEAD ATTACHMENT

KW-162

- Blum style 45mm-9.5mm three-hole pattern
- 3 spindle heads (rotation-2 left/1 right)
- Can be used with or without the 8mm boring bits
- Comes with 35mm hinge bring bit, 8mm boring bits (1 left/1 right), link-bar and adjustment wrench

\$849.

ADJUSTABLE HEIGHT STOP AND DEPTH

ADJUSTABLE FENCE WORK STOPS AND EXTENSION WORK STOPS

\$2999.

POWER FEEDERS

KPF-30V

- 3 1/8" roller diameter
- 1 3/16" roller width

1.2 AMP. MOTOR
VARIABLE SPEED

KPF-32

- 3 1/8" roller diameter
- 1 3/16" roller width

2.5 AMP. MOTOR

KPF-34

- 4 3/4" roller diameter
- 2 1/4" roller width

6.2 AMP. MOTOR (220V)

\$699.

\$949.

\$1899.

nova™

THE MOST INNOVATIVE DRILL PRESS EVER!

18" NOVA VOYAGER DVR DRILL PRESS 58006

Safety Guard
with
Limit Switch

58501
Fits #58006

\$399.

- Powerful direct drive 1.75 HP high torque motor with no pulleys or belts
- Spindle taper MT #2
- Comes with 5/8" drill chuck & key, firmware USB cable

\$2499.




DRILL PRESSES & ACCESSORIES

Digital Readout

12" BENCH VARIABLE SPEED DRILL PRESS KC-12HS-VS

- Powerful 1/2 HP, 5 Amp.
- Variable speeds (580 - 3200 RPM)
- Comes with 5/8" drill chuck, chuck key, onboard chuck key storage and adjustment hex. keys



\$499.99



15" FLOOR VARIABLE SPEED DRILL PRESS KC-15HS-VS

- Powerful 3/4 HP, 8.6 Amp. motor
- 4" stroke capacity allows drilling workpieces up to 4" thick
- Variable speeds 2 (280 - 1100/ 900-3300) RPM
- Comes with 5/8" drill chuck, chuck key, onboard chuck key storage and adjustment hex. keys

\$599.99

17" LONG STROKE DRILL PRESS with SAFETY GUARD



LONG 6"
STROKE

KC-119FC-LS

- 12.5 Amp. motor
- 12 speeds (255-2750 RPM)
- Spindle taper MT #3
- 16 15/16" swing
- 6" stroke
- 3/4" chuck

\$1099.

29 PC. TITANIUM DRILL BIT SET KDB-29T

29 (1/16"-1/2" x 1/64")

\$39.99



22" DRILL PRESS



DRILL PRESS
CHUCK SAFETY
GUARD
KM-122
Fits KC-122FC
\$29.99

- 12.5 Amp. motor
- 1 1/4" capacity
- Spindle taper MT #4
- 12 speeds (180-4200 RPM)
- 4 3/4" stroke
- 3/4" chuck

\$1299.

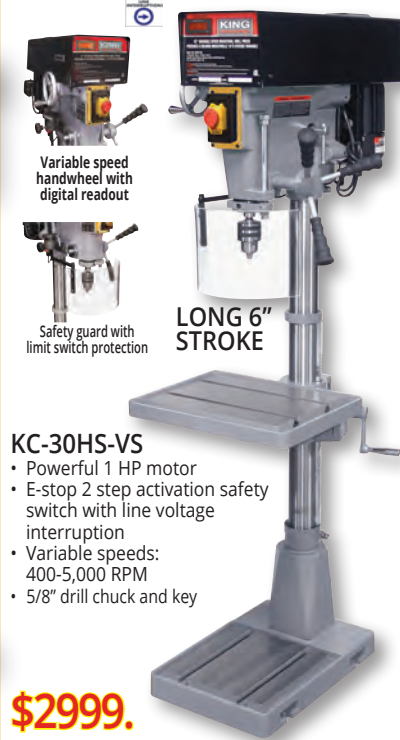
22" DRILL PRESS with SAFETY GUARD & LIMIT SWITCH



- 12.5 Amp. motor
- 1 1/4" capacity
- Spindle taper MT #4
- 12 speeds (180-4200 RPM)
- 4 3/4" stroke
- 3/4" chuck

\$1399.

15" VARIABLE SPEED INDUSTRIAL DRILL PRESS



Variable speed
handwheel with
digital readout
Safety guard with
limit switch protection
LONG 6"
STROKE

KC-30HS-VS

- Powerful 1 HP motor
- E-stop 2 step activation safety switch with line voltage interruption
- Variable speeds: 400-5,000 RPM
- 5/8" drill chuck and key

\$2999.



17" DRILL PRESS KC-118FC

- 12.5 Amp. motor
- 16 speeds (240-3400 RPM)
- 17" swing
- 3 1/4" stroke
- 5/8" chuck

\$799.

17" DRILL PRESS with SAFETY GUARD & LIMIT SWITCH KC-118FC-LS

- 12.5 Amp. motor
- 16 speeds (240-3400 RPM)
- 17" swing
- 3 1/4" stroke
- 5/8" chuck

\$899.

WOOD MORTISING ATTACHMENT MA-511

Kit comes with chisel holder, holddown arms, holddown bracket, fence, ring bushing adaptors, 4 pc. 1/2" shank mortising chisels & bits and carrying case

\$119.99



CROSS SLIDE VISES

Makes lateral or longitudinal adjustments simple

KCV-4N
4"

\$79.99

KCV-5N
5"

\$99.99

KCV-6N
6"

\$129.99



DRILL PRESS VISES

KPV-3
3"

\$19.99

KPV-4
4"

\$29.99

KPV-5
5"

\$44.99

KPV-6
6"

\$59.99



6" x 50' REINFORCED PVC HOSE

6" Lin. Ft.
K-1036-50 **\$7.99**

PVC HOSE

K-1034-50
4" Lin. Ft. **\$3.99**

K-1035-50
5" Lin. Ft. **\$5.49**

CLEAR FLEXIBLE COLLAPSIBLE PVC HOSE

K-1033-50 **\$3.99**

4" ALUMINUM BLAST GATE

K-1142 **\$23.99**

4" BLAST GATE

K-1007 **\$9.99**

4" T-FITTING

K-1013 **\$9.99**

4" Y-FITTING

K-1015 **\$9.99**

4" ELBOW

K-1017 **\$9.99**

4" SPLICE

K-1019 **\$9.99**

1"- 6" UNIVERSAL ADAPTOR

K-1039 **\$9.99**

WIRE HOSE CLAMPS

4"-K-1317 **\$2.79**

5"-K-1318 **\$3.49**

DUST COLLECTION SEPARATOR with ELBOW

K-1056/K-1017 **\$49.99**

To maximize the cyclonic
air flow in the drum

4" DUST COLLECTION HOOK-UP SYSTEM



KW-270

27 pc Kit includes;
• 4 pc- 4" x 36" Clear tubes
• 1 pc- 4" x 7" Clear tube
• 2 pc- 4" 45 degree elbows
• 2 pc- 4" 90 degree elbows
• 7 pc- 4" adaptor fittings
• 2 pc- 4" Blast gates
• 1 pc- 4" Y-fitting
• 8 pc- retaining Brackets
(including 16 screws and 16 wall plugs) **\$159.99**

1 MICRON FELT UPPER BAG

KDCB-3108T-1MIC **\$69.99**

Fits: KC-3105C, KC-3108C
& KC-3109C

CLOTH BOTTOM DUST BAG

KDCB-3105B **\$59.99**

Fits KC-3105C, KC-3108C, KC-3109C

SEE THROUGH PLASTIC BOTTOM DUST BAGS

KDCB-5 **\$29.99**

8 5 BAGS PER BOX

REMOTE POWER CONTROL SYSTEM RC-110

(110V)

- 120° INFRARED RAY
RECEIVING ANGLE
- INCLUDES MOUNTING HARDWARE AND
2 AAA BATTERIES

99 MINUTE TIMER



\$139.99

600 CFM

KC-1105C

- 1 HP motor
- Heavy duty bag
- Comes complete with
10' hose, dust hood,
dust hood support
and wheel castors
for portability



\$319.99

1 MICRON CANISTER FILTER FOR 1.5, 2 & 3 HP DUST COLLECTORS

KDCF-3500
Designed to fit KING dust
collectors KC-3105C, KC-3108C,
KC-3109C, KC-4043C,
KC-4045C and other
similar dust collectors.
Dimension: 19-3/4" to
20-1/4" I.D. x 25" high



\$325.

2280 CFM

KC-4045C

- 3 HP (220V) motor
- Improved metal impellers are precision balanced
and designed for maximum air flow performance
- 4" diameter dust ports accept accessory hoses
for attaching up to 3 machines
- Comes with wheel castors for portability

\$899.



DUST COLLECTORS & ACCESSORIES

700 CFM

KC-2405C

- Washable 1 micron
upper felt dust bag
for optimal air flow
efficiency and
reusable clear
plastic lower
dust bags (3)
- 4" diameter
inlet port



\$429.

1200 CFM

KC-3109C

- 2 HP (220V) motor
- Improved metal
impellers for
maximum air
flow performance
- Comes with
wheel castors
for portability



\$599.

DUST COLLECTION HOSE KIT #1

K-1054

- KIT Includes:
- 4" X 10 ft. Wood Dust Collection Hose
 - 4" Universal Dust Hood
 - 2 x 4" Wire Hose Clamps



\$59.99

DUST COLLECTION HOSE KIT #2

K-1055

- KIT Includes:
- 2 x 4" blast gates
 - 4" table saw dust hood
 - 4" universal dust hood
 - 4" Y-fitting
 - 10 x 4" wire hose clamps
 - 2 x 4" X 10 ft. wood dust collection hoses



\$99.99

3980 CFM

\$2599.

KC-5043FX-2 5 HP (220V)

\$2999.

KC-5043FX-6 5 HP (600V)

- Improved metal impellers
are precision balanced
and designed for maximum
air flow performance
- 4" diameter dust ports accept
accessory hoses for attaching
up to 4 machines
- Comes with wheel castors
for portability



TOTAL HEIGHT 11 FT.

CYCLONE SEPARATOR

KC-2940S

- Cyclonic force removes 99% of dust and wood chips before it reaches your dust collector
- Recommended for 1.5 to 3 HP dust collectors
- Cyclonic action separates heavy debris from the fine particles and directs them into the steel drum
- 6" Inlet with 2 x 4" adaptor
- 7" Outlet with 6" adaptor, and additional 1" to 6" adaptor included
- Drum bag included

29 Gallon steel drum

Turn your dust collector into a heavy-duty two-stage cyclone dust collection system



\$399.99

700 CFM DUST COLLECTOR WITH CANISTER FILTER

KC-2405C/KDCF-2400

- Noise level reading at 36": 75-85 dB
- Static pressure (inch of water): 6.1
- Dust port opening: 4"

1 HP
7 Amp. @ 120V

1 Micron Canister filter



\$599.99

1200 CFM DUST COLLECTOR WITH CANISTER FILTER

KC-3109C/KDCF-3500

- Noise level reading at 36": 66-77 dB
- Static pressure (inch of water): 9.5
- Dust port opening: 2 x 4" / 1 x 6"

2 HP
8 Amp. @ 220V

1 Micron Canister filter



\$899.

2280 CFM DUST COLLECTOR WITH CANISTER FILTERS

KC-4045C/KDCF-3500

- Noise level reading at 36": 75-85 dB
- Static pressure (inch of water): 11.8
- Dust port opening: 3 x 4" / 1 x 8"

3 HP
10 Amp. @ 220V

1 Micron Canister filters



\$1499.

3 SPEED AIR CLEANERS

2 stage filtration, one disposable electrostatic 5 Microns outer filter and 1 Micron inner two pocket filter

KAC-410
.9 Amp. motor

Air suction capacity
410 CFM

\$289.99



COMES WITH 3-SPEED REMOTE CONTROL

KAC-1200
4.2 Amp. motor

Air suction capacity
720, 1115, 1290 CFM

\$399.99



COMES WITH 3-SPEED REMOTE CONTROL

KAC-1400
3 Amp. motor

Air suction capacity
950, 1085, 1400 CFM

\$599.99



COMES WITH 3-SPEED REMOTE CONTROL

CYCLONE DUST COLLECTORS & ACCESSORIES

1.5 HP CYCLONE DUST COLLECTOR

KC-8150C

- Noise level reading at 36": 78 dB
- Static pressure (inch of water): 9.7
- 29 Gallon steel drum with quick release handle and castor wheels for easy disposal
- Complete with 4 locking castor wheels for portability
- Dust port opening: 2 x 4" / 1 x 6"

988/1320 CFM

INCLUDED Remote Control



\$1799.

2 HP CYCLONE DUST COLLECTOR

KC-8200C

- Noise level reading at 36": 78 dB
- Static pressure (inch of water): 10.9
- 29 Gallon steel drum with quick release handle and castor wheels for easy disposal
- Complete with 4 locking castor wheels for portability
- Dust port opening: 2 x 4" / 1 x 7"

1071/1650 CFM

INCLUDED Remote Control



\$2099.

3 HP CYCLONE DUST COLLECTOR

KC-8300C

- Noise level reading at 36": 79 dB
- Static pressure (inch of water): 11
- 54 Gallon steel drum with quick release handle and castor wheels for easy disposal
- Complete with 4 locking castor wheels for portability
- Dust port opening: 3 x 4" / 1 x 8"

1942/2900 CFM

INCLUDED Remote Control



\$2699.

OPTIONAL

6PC. HEAVY-DUTY BAG KITS

KDCB-82
(Fits: KC-8150C
KC-8200C)

\$39.

KDCB-83
(Fits: KC-8300C)

\$59.



5 HP CYCLONE DUST COLLECTOR

KC-8500C

- Noise level reading at 36": 76 dB
- Static pressure (inch of water): 14.5
- 54 Gallon steel drum with quick release handle and castor wheels for easy disposal
- Complete with 4 locking castor wheels for portability
- Canister filter insulation panels with foam insulation lowers noise level
- Dust port opening: 5 x 4" / 1 x 10"

2701/4400 CFM

Auto Canister Filter Cleaner



\$4199.

OSCILLATING SPINDLE SANDERS & ACCESSORIES

OSCILLATING SPINDLE SANDER

KC-OVS-TL

- Table can be tilted downwards up to a maximum of 45° to allow the sanding of beveled parts
- Comes standard with 3 spindles (1/4", 1/2" and 5/8") and 2 drums (1-1/2" and 2")

\$799.



SLEEVES

5"x 1/4" to 9"x 4"

Model	Sleeve Size	Grit	Units/Kit	Price
SL-514-K-80	5/8" x 1/4"	80	2	\$14.99
SL-514-K-120	5/8" x 1/4"	120	2	\$14.99
SL-512-K-80	5/8" x 1/2"	80	2	\$14.99
SL-512-K-120	5/8" x 1/2"	120	2	\$14.99
SL-534-K-80	5/8" x 3/4"	80	2	\$14.99
SL-534-K-120	5/8" x 3/4"	120	2	\$14.99
SL-515-K-80	5/8" x 1 1/2"	80	2	\$14.99
SL-515-K-120	5/8" x 1 1/2"	120	2	\$14.99
SL-520-K-80	5/8" x 2"	80	2	\$14.99
SL-520-K-120	5/8" x 2"	120	2	\$14.99
SL-925-80	5" x 1/4"	80	1	\$6.99
SL-925-120	5" x 1/4"	120	1	\$6.99
SL-638-80	6" x 3/8"	80	1	\$6.99
SL-638-120	6" x 3/8"	120	1	\$6.99
SL-612-80	6" x 1/2"	80	1	\$6.99
SL-612-120	6" x 1/2"	120	1	\$6.99
SL-658-80	6" x 5/8"	80	1	\$6.99
SL-658-120	6" x 5/8"	120	1	\$6.99
SL-934-80	9" x 3/4"	80	1	\$9.99
SL-934-120	9" x 3/4"	120	1	\$9.99
SL-910-80	9" x 1"	80	1	\$9.99
SL-910-120	9" x 1"	120	1	\$9.99
SL-915-80	9" x 1 1/2"	80	1	\$9.99
SL-915-120	9" x 1 1/2"	120	1	\$9.99
SL-920-80	9" x 2"	80	1	\$9.99
SL-920-120	9" x 2"	120	1	\$9.99
SL-930-80	9" x 3"	80	1	\$14.99
SL-930-120	9" x 3"	120	1	\$14.99
SL-940-80	9" x 4"	80	1	\$24.99
SL-940-120	9" x 4"	120	1	\$24.99

OPTIONAL STAND SS-OVS-TL

\$119.



OSCILLATING SPINDLE SANDER

KC-OVS-FX3

- 1" to 4" rubber drums can be fitted on both ends for full use of the entire spindle
- 4" Dust chute for dust collector hook-up
- Heavy-duty oil bath gearbox with oil level sight gauge
- 10 interchangeable spindles (1/4" x 5", 3/8" x 6", 1/2" x 6", 5/8" x 6", 3/4" x 9", 1" x 9", 1 1/2" x 9", 2" x 9", 3" x 9" and 4" x 9")
- Includes 3 interchangeable table inserts and adjustment keys

\$2299.



2" X 42" BELT & 8" DISC SANDER

KC-770FX

- Powerful 1 HP, 6.2 Amp direct drive motor
- Both a 1" and a 2" sanding belt can be installed
- Comes with 1" x 42" sanding belt, 2" x 42" sanding belt, 1" & 2" belt platens, 2 x 8" adhesive sanding discs, miter gauge and adjustment hex. keys

\$499.

1 HP Motor



6" x 48" BELT & 9" DISC SANDER

KC-760L

- Two 2-1/2" dust chutes with 2-1/2" to 4" adaptor for dust collector hook-up
- Comes complete with miter gauge, 2-1/2" to 4" dust chute adaptor and sturdy enclosed cabinet stand



\$499.99

ABRASIVE CLEANER

K-1306

1 1/2" x 1 1/2" x 8 1/2"



\$16.99

Dust Collector Bag

KDCB-790

\$39.99



\$1899.

KC-790FX-DC WITH BUILT-IN DUST COLLECTOR

\$1999.



6" X 48" BELT & 12" DISC SANDERS

- Powerful 1.5 HP, 110V/220V motor
- 4" dust chute for dust collector hook-up (KC-790FX only)
- Comes with aluminum miter gauge, cast-iron work stop, T-slot centre point, enclosed stand and adjustment hex. keys

6" x 48" BELT & 12" DISC SANDER

KC-780FX

- Powerful 1.5 HP direct ball bearing drive motor
- Heavy-duty cast-iron tilting tables and frame
- Adjustable belt unit operates vertically, horizontally or at any set angle in between
- 2 - dust chutes (2" & 2-1/4") for vacuum or dust collector hook-up
- Sturdy cabinet stand
- Quick belt release mechanism
- Both sanders comes complete with heavy-duty miter gauge and back stop



6" x 48" SANDING BELT KITS

Model	Belt Size	Grit	Units/Kits	Price
SB-648-K-60	6" x 48"	60	2	\$12.99
SB-648-K-80	6" x 48"	80	2	\$12.99
SB-648-K-100	6" x 48"	100	2	\$12.99
SB-648-K-120	6" x 48"	120	2	\$12.99

1 HP Motor



\$1299.



9" STICK-ON ADHESIVE DISC KITS

Model	Disc size	Grit	Units/Kits	Price
SD-9-K-60	9"	60	3	\$7.99
SD-9-K-80	9"	80	3	\$7.99
SD-9-K-100	9"	100	3	\$7.99
SD-9-K-120	9"	120	3	\$7.99

16" OPEN DRUM SANDER

KC-1632DS

- 10 Amp. motor
- Drum speed: 1,720 RPM
- 2 1/2" dust chute
- Easy clamping sanding belt loading system

\$1299.

Infeed and outfeed tables can be folded down

Metric or imperial digital depth gauge for increased thickness accuracy



With its open ended design this machine can sand a 32" wide piece in 2 passes

3"x 96" SANDING BELTS

Model	Belt Size	Grit	Unit	Price
SB-390-80	3" x 96"	80	1	\$15.00
SB-390-120	3" x 96"	120	1	\$15.00

6" x 89" OSCILLATING EDGE SANDER

KC-689-OSC-FX-1

- Powerful 2 HP motor
- Heavy duty cast iron table construction
- Front table can be adjusted to different heights to use different sections of the sanding belt using the table raising hand wheel mechanism
- Head tilts 90° down for horizontal sanding operations
- Graphite backing diminishes belt friction for increased sanding belt life
- 4" Dust chute for dust collector hook-up
- Comes with miter gauge, table guide and end table for curved sanding operations

\$1799.



Heavy-duty enclosed cabinet stand has built-in door for storage

10" WET/DRY SHARPENER KIT

KC-4900S

Heavy-duty 1.6 Amp motor quietly rotates at 115 RPM for maximum precision during sharpening

\$249.99



OPTIONAL 4 PC. ACCESSORY KIT

KM-130 (Short knife jig, long knife jig, scissors jig & axe jig)



\$69.99

6" x 108" OSCILLATING EDGE SANDER

KC-6108-OSCM

- Powerful 2 HP motor
- Precision ground cast-iron tables
- Magnetic switch and top mounted emergency stop button
- Comes with miter gauge, work stop, three end-table inserts and three 4-1/2" spindle drums and sanding sleeves (1-1/2", 2" and 3")

6"x 108" SANDING BELTS

Model	Belt Size	Grit	Unit	Price
SB-6108-60	6" x 108"	60	1	\$22.99
SB-6108-80	6" x 108"	80	1	\$22.99
SB-6108-100	6" x 108"	100	1	\$22.99
SB-6108-120	6" x 108"	120	1	\$22.99



\$2999.

26" X 12" DUAL DRUM SANDER

KC-26DS

- 3 HP (220V) motor
- 2 speeds (3-20 SFPM)
- Twin 4" dust chutes
- Magnetic safety switch
- Variable feed speed

\$3799.

Two 5" aluminum sanding drums are precision balanced and driven by 2 V-belts



26"X12" THICKNESS CAPACITY

5" x 120" SANDING BELTS

Model	Belt Size	Grit	Unit	Price
SB-5120-80	5" x 120"	80	1	\$19.99
SB-5120-120	5" x 120"	120	1	\$19.99
SB-5120-150	5" x 120"	150	1	\$19.99
SB-5120-180	5" x 120"	180	1	\$19.99

G3 REVERSIBLE CHUCK KIT (3-1/2")

48232C

Direct Threaded 1"x 8TPI RH/LH.
KIT INCLUDES:
G3 Reversible Chuck,
50mm/2" jaws, T-bar chuck key,
Woodworm screw and fastenings

\$129.99



G3 PEN TURNING CHUCK BUNDLE KIT (3-1/2")

48265C

Direct Threaded 1"x 8TPI RH/LH.
KIT INCLUDES:
G3 Reversible Chuck,
50mm/2" jaws, Pen Plus jaws,
Mandrel Saver, T-bar chuck key,
Woodworm screw and fastenings

\$199.99



4 JAW 1/4" WOOD LATHE CHUCK

KW-100

Fits models: KWL-1016C,
KWL-1218VS & KWL-1443VS
1" x 8 TPI



\$99.99

1-1/4" x 8 TPI WOOD LATHE CHUCK ADAPTOR

KW-200

Allows a 1" x 8 TPI wood
lathe chuck to be installed
on a 1-1/4"x8 TPI wood
lathe spindle
Fits KWL-1643ABC



\$29.99

8 PC. WOOD LATHE CHISEL SET

KPRO-08

Long 10" hard wood handles



\$79.99

UNIVERSAL STAND & EXTENSION FOR WOOD LATHES

SS-EXT-101

- Leveling feet for stability on uneven floors
- Made of sturdy tubular steel
- Adjustable upper supports with 1" increments
- Optional stand extension (mod. SS-EXT-101) provides support for wood lathes fitted with bed extensions

Extension only Fits:
KWL-1016C,
KWL-1218VS



\$99.

SS-KWL-100

- Leveling feet for stability on uneven floors
- Made of sturdy tubular steel
- Adjustable upper supports with 1" increments



Stand only Fits:
KWL-1016C, KWL-1218VS

SS-KWL-100 shown here
with KWL-1016C installed.

\$169.

KING INDUSTRIAL

WOOD LATHES & ACCESSORIES

8" X 13" VARIABLE SPEED WOOD LATHE

KWL-813VS

- Variable speed range of 750 to 3200 RPM
- 8" inboard swing for bowl turning
- Complete with 4-1/4" and 7" tool rests with 1/2" post diameter, 5-3/4" faceplate, MT#1 live center, MT#1 spur center, steel knock-out bar, adjustment keys and hex. keys



\$289.99

10" X 16" WOOD LATHE

KWL-1016C

- 6 speeds (480, 1270, 1960, 2730, 3327, 4023) RPM
- Complete with MT#2 live center, MT#2 spur center, 3" faceplate, steel knock-out bar, hex. keys and safety glasses



OPTIONAL BED EXTENSION

EXT-1016

Increases the spindle
turning capacity to 38"

\$129.99



\$499.99

12" X 18" VARIABLE SPEED WOOD LATHE

KWL-1218VS

- Reliable single board computer microprocessor for precise control
- Comes complete with 3" faceplate 6" & 12" tool rests with 5/8" post diameter, MT#2 spur centre and MT#2 heavy-duty live centre, safety goggles, knock-out rod, tool storage rack, screwdriver and 4 hex. keys



High performance 1 HP motor

\$699.99

OPTIONAL BED EXTENSION

EXT-1218VS

Increases the spindle
turning capacity to 44"

\$139.99



Pivoting headstock
turns 180° and locks
into position for
outboard turning

14" X 43" VARIABLE SPEED WOOD LATHE WITH DIGITAL READOUT

KWL-1443VS

- Spindle tachometer with digital readout
- Variable speed from 600 - 2,400 RPM
- Pivoting headstock turns 180°
- Quick release headstock, tailstock and tool rest assembly for easy adjustments
- Comes complete with 6" face plate, 12" tool rest with offset and base, MT#2 headstock and tailstock centres and adjustment wrenches

\$1099.

22" PROFESSIONAL SCROLL SAW



KXL-22

- Professional quality scroll saw with 1.3 Amp DC motor
- Variable speed (550-1550 strokes/min)
- Built-in dust blower system
- Tool free blade change system with blade holders which accept standard 5" pinless blades
- Entire head tilts up to 45° to the left and to the right for angled cuts
- Large 13-3/4" x 27-5/8" stationary table
- Comes with two 5" pinless blades and adjustment hex. keys



Built-in dust blower system

\$499.

OPTIONAL STAND

SS-22XL

For Model: KXL-22

\$99.



BENCH GRINDERS

KC-690LN

• 3450 RPM

Built-in LED lights

\$79.99



Enhanced LED light Effect

6"

KC-890

• 3450 RPM

\$149.



8"

8" LOW SPEED BENCH GRINDER WITH LIGHT

KC-895LS

Comes complete with diamond wheel dressing tool, tool rests, eye shields, coarse 60 grit and fine 120 grit 8" x 1" white aluminum oxide grinding wheels

\$159.99



8"

10" BENCH GRINDER

KC-1090N

- Powerful 1-1/2 HP, 13 Amp, 1,750 RPM low speed motor
- Comes with, medium 60 Grit and coarse 36 Grit 10" x 1" grinding wheels

\$349.99



POWERFUL 13 AMP. MOTOR

MAGNETIC SWITCHES

Comes with twist lock emergency stop button



Comes with padlock and 2 spare keys

KMAG-110-811	110V (8-11 Amp.)
KMAG-110-1114	110V (11-14 Amp.)
KMAG-110-1417	110V (14-17 Amp.)
KMAG-220-811	220V (8-11 Amp.)
KMAG-220-1114	220V (11-14 Amp.)
KMAG-220-1417	220V (14-17 Amp.)
KMAG-220-1721	220V (17-21 Amp.)

\$129.99

8" LOW SPEED LONG SHAFT BUFFER

KC-899LSB

- 1/2 HP motor - 1,750 RPM
- Two 8" x 1 1/2" spiral sewn cloth buffing wheels

\$159.99



12" DOVETAIL JIG

K-2796

- Handles materials from 5/16" to 1 1/4" thick, and widths up to 12"
- Unit includes 1/2" aluminum template

\$119.99



12" HEAVY-DUTY BENCH GRINDER WITH FLOOR STAND

KC-1295

- Cast-iron wheel guards and dust vents with 2-1/2" T-fitting adaptor for dust collection
- Built-in cast-iron quench tray, 36 Grit and 60 Grit 12" x 2" grinding wheels

\$1699.



1.5 HP (220V) Direct Drive Motor

Router Table Kits

ROUTER TABLE KIT

XL-200MEP

Kit includes:

- XL-080- Router Table Fence
- XL-049- MDF Table
- XL-114- Phenolic Router Insert Plate
- XL-085- Floor Stand with Switch



XL-080

XL-049

XL-114

XL-085

\$899.

DELUXE ROUTER TABLE KIT

XL-200C

Kit includes:

- XL-125- Router Lift
- XL-080- Router Table Fence
- XL-075- Cast-iron Table
- XL-130- Universal Dust Collection Kit
- XL-085- Floor Stand with Switch



XL-125

XL-080

XL-075

XL-130

XL-085

\$1999.

ROUTER REDUCER COLLARS

XL-314

\$49.99



XL-312

\$49.99



4 PC. INSERT RING KITS

Zero Clearance

XL-074

\$99.99

(1/4", 1/2", 1-3/8", 2-1/2")

XL-076

\$99.99

ROUTER LIFT WITH HEIGHT LOCK

XL-125

11-3/4" x 9-1/4" anodized aluminum top plate

\$649.



PHENOLIC ROUTER INSERT PLATE

XL-114

11-3/4" x 9-1/4"

\$99.99



WOOD BANDSAWS & ACCESSORIES

10" WOOD BANDSAW KC-1002C

- Powerful 1/2 HP 120V motor
- Table size with extensions 13-3/8" x 13-1/8"
- Dust chute accepts 2", 2-1/2" and 4" dust collector hoses
- Comes complete with miter gauge, rip fence, adjustment wrench and hex. keys



\$399.99

Model	Length	Width	TPI	Thickness	Price
KBB-1018-14	67 1/2"	1 7/8"	14	.020"	\$24.99
KBB-1014-6	67 1/2"	1 1/4"	6	.020"	\$24.99
KBB-1038-6	67 1/2"	3/8"	6	.020"	\$24.99
KBB-1012-6	67 1/2"	1 1/2"	6	.020"	\$24.99

12" WOOD BANDSAW KC-1202FX

- Powerful 3/4 HP 120V motor
- Large 18-7/8" x 15-3/8" tilting table with rack & pinion adjustment
- Circle cutting guide for diameters up to 23-1/2"
- Dust chute accepts 2", 3" and 4" dust collector hoses
- Comes complete with cast aluminum miter gauge, rip fence with 5" high face, push stick, adjustment wrench



\$799.

Model	Length	Width	TPI	Thickness	Price
KBB-1218-14	88 3/16"	1 7/8"	14	.025"	\$29.99
KBB-1236-10	88 3/16"	13/16"	10	.025"	\$29.99
KBB-1214-6	88 3/16"	1 1/4"	6	.025"	\$29.99
KBB-1238-6	88 3/16"	3/8"	6	.025"	\$29.99
KBB-1212-6	88 3/16"	1 1/2"	6	.025"	\$29.99

14" WOOD CUTTING BANDSAW WITH RIP FENCE KC-1402FX

- Dust chute accepts 2", 3" and 4" dust
- Large 21-3/8" x 15-5/8" cast iron tilting table with rack & pinion adjustment
- Comes complete with cast aluminum miter gauge, rip fence with 5" high face, push stick, adjustment wrench and hex. keys
- Quick release lever blade tension system

Powerful 1 HP 120V motor



\$999.99

Model	Length	Width	TPI	Thickness	Price
KBB-1318-14	100 5/8"	1 7/8"	14	.025"	\$29.99
KBB-1336-10	100 5/8"	13/16"	10	.025"	\$29.99
KBB-1314-6	100 5/8"	1 1/4"	6	.025"	\$29.99
KBB-1338-6	100 5/8"	3/8"	6	.025"	\$29.99
KBB-1312-6	100 5/8"	1 1/2"	6	.025"	\$29.99
KBB-1334-4	100 5/8"	3/4"	4	.025"	\$29.99

14" WOOD BANDSAW WITH 12" RESAW CAPACITY KC-1502FXB

- 2 speeds (2300-3250) SFPM
- Cast-iron table tilts 45° to the right
- Large 20" x 16" cast iron tilting
- Motor, blade, miter gauge and precision "TRU-RIP" aluminum rip fence with resaw guide included



\$2199.

Model	Length	Width	TPI	Thickness	Price
KBB-1514-6	112"	1 1/4"	6	.025"	\$29.99
KBB-1538-6	112"	3/8"	6	.025"	\$29.99
KBB-1512-4	112"	1 1/2"	4	.025"	\$29.99
KBB-1534-3	112"	3/4"	3	.025"	\$34.99
KBB-1510-2	112"	1"	2	.032"	\$34.99

220Volt
CONVERSION
KIT
KW-220-1502
For: KC-1502FXB

\$99.99

12.8 Amp. @ 110V
6.2 Amp. @ 220V
Pre-wired to 110V

Safety foot brake

17" WOOD BANDSAW KC-1702FXB

- 2 speeds (1600/3300) SFPM
- Rack and pinion height adjustment system
- 17" x 17" cast iron table tilts 10° to the left & 45° to the right
- Miter gauge system

14 Amp. @ 110V - 7 Amp. @ 220V
Pre-wired to 110V



\$2299.


Model	Length	Width	TPI	Thickness	Price
KBB-1714-6	131 5/8"	1 1/4"	6	.025"	\$29.99
KBB-1738-6	131 5/8"	3/8"	6	.025"	\$29.99
KBB-1712-4	131 5/8"	1 1/2"	4	.025"	\$29.99
KBB-1734-3	131 5/8"	3/4"	3	.025"	\$39.99
KBB-1710-2	131 5/8"	1"	2	.032"	\$39.99

17" VARIABLE SPEED WOOD & METAL CUTTING BANDSAW

KC-1700WM-VS

- Variable speeds (wood): 540-3600 SFPM
- Variable speeds (metal): 100-650 SFPM
- Voltage (input power): 220V, 1 phase, 60 Hz
- Large 23 1/2" x 17" cast iron table 5° to the left & 45° to the right

2 HP 7 Amp.
@ 220V



2-4" dust
chutes

\$4499.

Comes with: a 1/2" x 6 TPI wood cutting blade, 1/2" x 10 TPI metal cutting blade, laser guide, work lamp, miter gauge and a precision "TRU-RIP" aluminum rip fence with resaw guide

21" WOOD BANDSAW KC-2102FXB

- 2 speeds (1890/3800) SFPM
- Cast-iron table tilts 10° to the left & 45° to the right
- Rack and pinion height adjustment system
- Large 21" x 21" cast iron table
- Miter gauge system

New
improved
upper &
lower blade
guide system



16 Amp. @ 110V -
8 Amp. @ 220V
Pre-wired to 220V

\$2999.

Model	Length	Width	TPI	Thickness	Price
KBB-2114-6	152 1/8"	1 1/4"	6	.025"	\$34.99
KBB-2138-6	152 1/8"	3/8"	6	.025"	\$34.99
KBB-2112-4	152 1/8"	1 1/2"	4	.025"	\$34.99
KBB-2134-3	152 1/8"	3/4"	3	.032"	\$39.99
KBB-2110-2	152 1/8"	1"	2	.032"	\$39.99

VARIABLE SPEED DRYWALL SANDER KC-8379

- LED light illuminates the work
- Comes with 6 hoop & loop sanding papers (2 x 80, 120, 180 Grit), extension tube, dust hose, 2 vacuum adaptors (1-1/4" & 1-3/8") and adjustment hex. key



\$299.99

8 GALLON TOOL TRIGGERED WET-DRY VACUUM WITH HEPA FILTER KC-8590TTV

- 10 Amp. motor

\$399.99



WET-DRY VACUUMS Double filtration system

8520LP

- Powerful 3.5 Peak HP motor
- 5 US Gallon (20L)
- Comes complete with 6 ft. x1-1/4" hose, 2 pc. plastic extension wand, 20L dust bag, cartridge filter, foam filter, reusable filter, 10" floor sweep and crevice tool

\$69.99



8530LPN

- Powerful 4 Peak HP motor
- 8 US Gallon (30L)
- Comes complete with 6 ft. x1-1/4" hose, 2 pc. plastic extension wand, 30L dust bag, cartridge filter, foam filter, reusable filter, 10" floor sweep and crevice tool

\$89.99



8540LSTN

- Powerful 4 Peak HP motor
- 10 US Gallon (40L)
- Comes complete with 6 ft. x1-1/4" hose, 2 pc. stainless extension wand, 40L dust bag, cartridge filter, foam filter, reusable filter, 10" floor sweep and crevice tool

\$179.99



8560LST

- Powerful 6.5 Peak HP motor
- 16 US Gallon (60L)
- Convenient 18 ft. power cord
- Comes complete with 8 ft. x 2-1/2" flex hose, 2 pc. 2-1/2" extension wand, handle with air control, cartridge filter, foam filter, 14" floor sweep with squeegee insert, gulper tool, crevice tool and hanging accessory storage bag

\$299.99



HEPA CARTRIDGE FILTERS

KVAC-1145

FITS: 8520LP, 8530LPN, 8531LP-B, 8540LSTN
KVAC-1150

FITS: 8560LST



\$39.

\$39.

550 CFM AIR MOVER 8500AM

- 3 speed switch
- Comes with two on-board 120V outlets to connect up to 3 Air Movers together for bigger jobs



Stackable



\$79.99

30 PC VARIABLE SPEED OSCILLATING MULTI-TOOL KIT & ACCESSORIES 8349QR

Each kit includes a sanding back-up pad with hook and loop backing, 24 sanding papers (60, 80 and 120 grit) with hook and loop backing, 35mm Tru-cut narrow offset saw blade, 52mm rigid offset scraper blade, hex. key, and sturdy carrying case

Tool-less quick release system



\$69.99



PORTABLE VARIABLE SPEED METAL CUTTING BANDSAW KC-8377

- Variable speed dial for 0-420 SFPM
- Comes with standard 44-7/8" x 1/2" x 0.025" 14 TPI metal cutting blade

\$199.99



OPTIONAL

Miter Stand turns this Bandsaw into a Cut-off Saw
SS-8377

\$99.99

BI-METAL BLADES					
Model	Length	Width	TPI	Thickness	Price
KBB-8376-BM-1014	44 7/8"	1/2"	10-14	.020"	\$24.99
KBB-8376-BM-1418	44 7/8"	1/2"	14-18	.020"	\$24.99

DRYWALL & PANEL LIFT KDL-11N

\$239.99



- Hangs drywall in sizes up to 4 ft. x 16 ft. on any ceiling or wall up to 11 ft. high
- Tripod foot brake keeps drywall lift in position during use
- Easy to assemble and disassemble, can be placed in car trunk

NEW AND IMPROVED

4-3/4" wheel casters

1600 CFM AIR MOVER WITH DIGITAL READOUT KC-1600AM

- Powerful 1600 CFM Air Mover, ideal for creating air circulation to dry floors, carpets, walls or ceilings
- 3 speed settings for airflow control
- 10 ft. power cord for longer reach



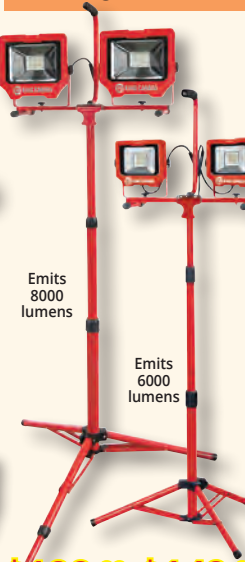
\$199.99



Digital readout with controls and timer settings

Retractable handle and wheels for portability

LED DUAL-HEAD



Emits 8000 lumens

Emits 6000 lumens

\$199.99 \$149.99 \$99.99

KC-4002LED-ST KC-3002LED-ST

LED WORK LIGHTS

KC-1502LED-C
15W Work light
emits 1500 lumens

\$39.99
Cordless

KC-1501LED
15W Work light
emits 1500 lumens

\$35.99

KC-3001LED
20W Work light
emits 3000 lumens

\$59.99

KC-4001LED
36W Work light
emits 4000 lumens

\$99.99

50 FT. 5 LED STRING LIGHT 5,000 Lumens

K-5016-5LED

- 50 foot 16 AWG /3 conductor grounded SJT power cord
- 75 linear feet of coverage at 10 feet in height Waterproof to IP44 standards

\$99.99

1/2" DRILLING & MIXING KIT

KC-8316

- 9 Amp. motor
- Comes with 1/2" chuck, 3 galvanized mixing paddles (10mm hex. shank), wrench and sturdy carrying case



BISCUIT JOINER KIT KC-8306

- Motor: 7 Amp. 10,800 RPM
- Robust fence with 0 to 90° and 90° to 135° tilt adjustments with positive stops at 45° & 90°
- Kit includes 4" carbide tipped blade, dust bag, hex. key and plastic carrying case



\$159.99

PLANERS WITH SPIRAL CUTTERHEADS

15" PLANER WITH SPIRAL CUTTERHEAD

KC-390FX

- Powerful 3 HP motor (220V motor)
- A spiral cutterhead is 50% quieter than a conventional cutterhead
- Anti-kickback fingers in front of the infeed roller to prevent wood kickback
- Magnetic safety switch
- Comes complete with cabinet stand and 4" dust collector outlet

4 Row spiral
cutterhead with
74 replaceable
cutter inserts

\$3299.



BUILT-IN
MOBILE
BASE

20" PLANER WITH SPIRAL CUTTERHEAD

KC-526FX

- Powerful 5 HP motor (220V motor)
- A spiral cutterhead is 50% quieter than a conventional cutterhead
- Anti-kickback fingers in front of the infeed roller prevents wood kickback
- Magnetic safety switch

4 Row spiral
cutterhead with
98 replaceable
cutter inserts

\$4499.



BUILT-IN
MOBILE
BASE



20" HEAVY-DUTY PLANER

KC-520C

- Powerful 5 HP (220V motor)
- Cuts per inch : 104-83
- Feed rate: (16-20 FPM)
- 8" max. planing thickness
- Magnetic safety switch

\$3199.



BUILT-IN
MOBILE
BASE

CARBIDE CUTTER INSERT KITS

KW-140

- Carbide inserts cut on all 4 sides
- Cutter size: 14mm x 14mm x 2mm
- Fits: KC-526FX / KC-530FX / KC-630FX-2 / KC-630FX-6

KW-104

- Carbide inserts cut on all 4 sides
- Cutter size: 15mm x 15mm x 2.5mm
- Fits: KC-10HJC / KC-525FX / KC-530FXR / KC-12HJPC



\$99.99 EA.

H.S.S. PLANER KNIVES

15" KKC-15

\$99.99

20" KKC-20

\$169.99



- Extends from 19" to 52"
- Raises from 24" to 45"
- 300 Lbs. max. capacity

\$379.99

EXTENDABLE & FLEXIBLE CONVEYOR ROLLER TABLE KRRS-109

15" PLANER

KC-382CFX

- 3 HP motor
- **6" max planing thickness**
- Includes cabinet stand, planing knife, setting gauge and 4" dust collector outlet

\$1899.



BUILT-IN
MOBILE
BASE



15" PLANER

KC-385FX

- 3 HP motor
- **8" max planing thickness**
- Includes cabinet stand, planing knives, knife setting gauge and 4" dust collector outlet

\$2099.



BUILT-IN
MOBILE
BASE

FOLDING ROLLER STAND KRS-102

- Stand height is adjustable from 27" to 44"

\$29.99



3 in 1 FOLDING ROLLER STAND KRS-108

- Stand height is adjustable from 27" to 44"

\$39.99

